

CITY OF GILROY
INVESTMENT REPORT
DECEMBER 2018




TABLE OF CONTENTS

1.	PORTFOLIO SUMMARY REPORT.....	1
2.	INVESTMENTS BY ISSUER REPORT.....	2
3.	QUARTERLY MOVEMENT OVER THE LAST TWELVE MONTHS.....	3
4.	MOVEMENT OVER THE LAST TWO YEARS - GRAPHICAL PRESENTATION.....	4
5.	INVESTMENT PORTFOLIO - GRAPHICAL PRESENTATION	5-6
6.	INTEREST EARNINGS: 1997 - 2019.....	7
7.	MONIES HELD BY FISCAL AGENTS REPORT.....	8



**City of Gilroy
Portfolio Management
Portfolio Summary
December 31, 2018**

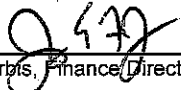
City of Gilroy
7351 Rosanna Street
Gilroy, CA 95020
(408)846-0225

Investments	Par Value	Market Value	Book Value	% of Portfolio	Term	Days to Maturity	YTM 360 Equiv.	YTM 365 Equiv.
LAIF	133,435,549.92	133,435,549.92	133,435,549.92	100.00	1	1	2.130	2.160
Investments	133,435,549.92	133,435,549.92	133,435,549.92	100.00%	1	1	2.130	2.160
Cash								
Passbook/Checking (not included in yield calculations)	532,792.71	532,792.71	532,792.71		1	1	0.000	0.000
Total Cash and Investments	133,968,342.63	133,968,342.63	133,968,342.63		1	1	2.130	2.160

Total Earnings	December 31 Month Ending	Fiscal Year To Date
Current Year	243,014.92	1,430,434.85
Average Daily Balance	134,790,546.04	135,329,963.29
Effective Rate of Return	2.12%	2.10%
6 Month T-Bill Benchmark:	2.56%	

- NOTES:
1. In addition to the above, the City of Gilroy also holds the following investments in the capacity of a trustee - Deferred Compensation Plans - ICMA, National Deferred, PERS, & The Standard.
 2. See "Monies Held by Fiscal Agents" for additional amounts held in the capacity of a trustee.
 3. The Maturity Aging Factor of the City's Portfolio = 0.03 months.
 4. The unrealized gain resulting from an increase in Market Values obtained from Bank of New York of all Securities (excluding LAIF) = \$0.00.
 5. The LAIF balance shown includes \$5.01 MM in bond proceeds from the Gilroy Library 2010 Bonds that will be used exclusively for the construction of the library.

This is to certify that this schedule of investments is in compliance with the City of Gilroy's investment policy and that there are adequate funds available to meet the city's budgeted and actual expenses for the next six months.


1/9/19
 Jimmy Forbes, Finance Director

Reporting period 12/01/2018-12/31/2018

Run Date: 01/08/2019 - 12:37

Portfolio GIL
AP
PM (PRF_PM1) 7.3.0
Report Ver. 7.3.5



City of Gilroy
Investments by Issuer
Active Investments
Sorted by Type
December 31, 2018

City of Gilroy
 7351 Rosanna Street
 Gilroy, CA 95020
 (408)846-0225

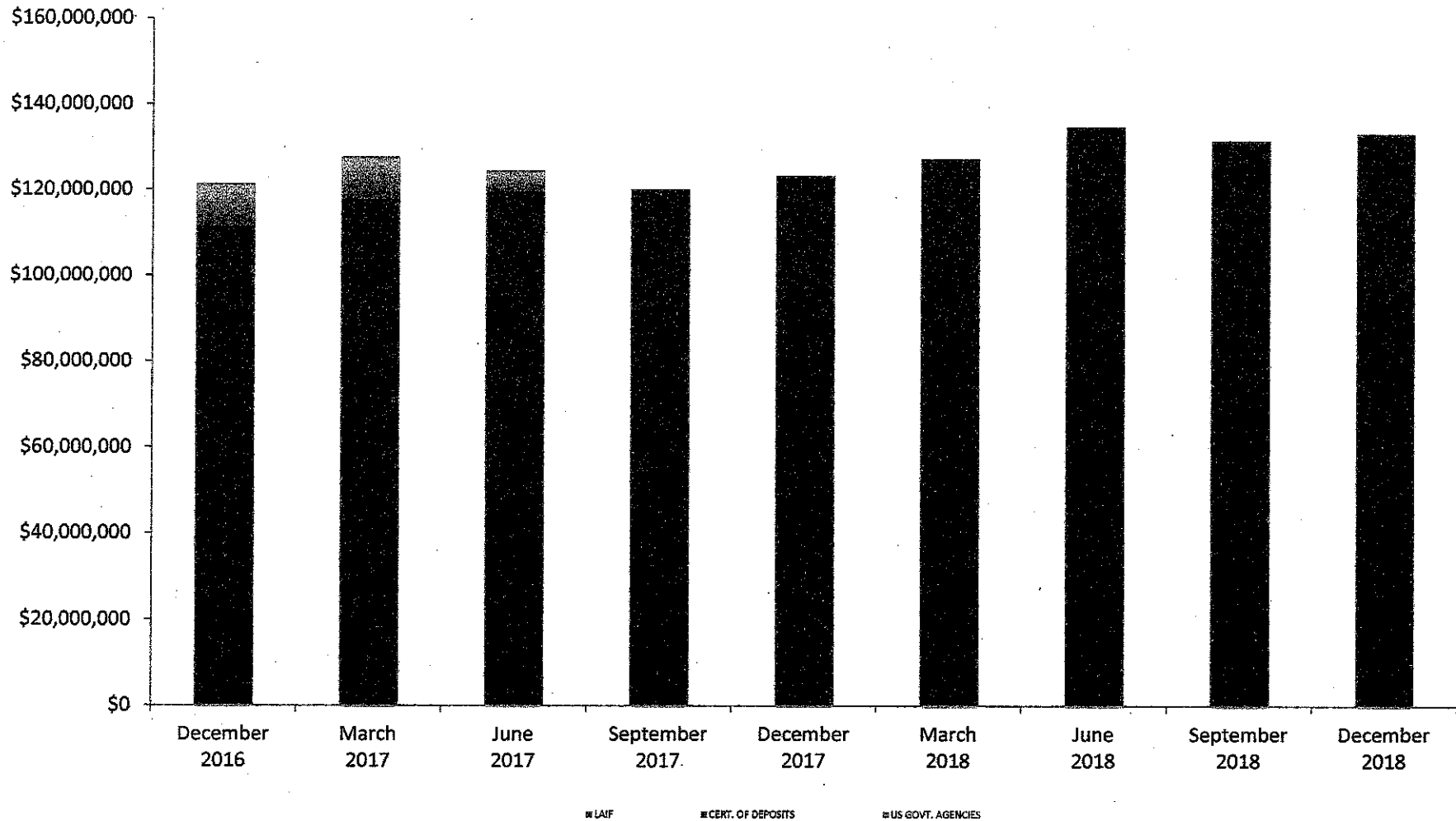
CUSIP	Investment #	Security Type	Investment Class	Book Value	Current Rate	Market Value	Market Date	YTM 365	Redemption Date	Call Date	Collateral
CHASE BANK											
SYSUNDERCOV	UNDERCOV	Other Banks-Misc.Account-Petty Cash	Fair	698.30		698.30					1
		Subtotal and Average		698.30		698.30					1
LAIF - City of Gilroy											
SYSLAIF01	LAIF01	LAIF	Fair	63,886,246.32	2.160	63,886,246.32	09/30/2010	2.160			1
		Subtotal and Average		63,886,246.32		63,886,246.32		2.160			1
LAIF - Industrial Dev. Auth.											
SYSLAIF03	LAIF03	LAIF	Fair	64,540,018.82	2.160	64,540,018.82	09/30/2010	2.160			1
		Subtotal and Average		64,540,018.82		64,540,018.82		2.160			1
LAIF LIBRARY											
LAIF05	LAIF05	LAIF	Fair	5,009,284.78	2.160	5,009,284.78	09/30/2010	2.160			1
		Subtotal and Average		5,009,284.78		5,009,284.78		2.160			1
PETTY CASH											
SYSPETTY	PETTY	Other Banks-Misc.Account-Petty Cash	Fair	2,661.56		2,661.56					1
		Subtotal and Average		2,661.56		2,661.56					1
WELLS FARGO											
SYSWFB	WELLS FARGO	Wells Fargo Checking	Fair	442,837.85		442,837.85	09/30/2010				1
SYSBAIL	BAIL	Other Banks-Misc.Account-Petty Cash	Fair	0.00		0.00					1
SYSDISCOVERY	DISCOVERY	Other Banks-Misc.Account-Petty Cash	Fair	15,000.00		15,000.00					1
SYSICS	ICS	Other Banks-Misc.Account-Petty Cash	Fair	70,000.00		70,000.00					1
		Subtotal and Average		527,837.85		527,837.85					1
WORKING CASH											
SYSWORKING	WORKING	Other Banks-Misc.Account-Petty Cash	Fair	1,595.00		1,595.00					1
		Subtotal and Average		1,595.00		1,595.00					1
		Total and Average		133,968,342.63		133,968,342.63		2.151			1

Quarterly Movement over the Last Twelve Months

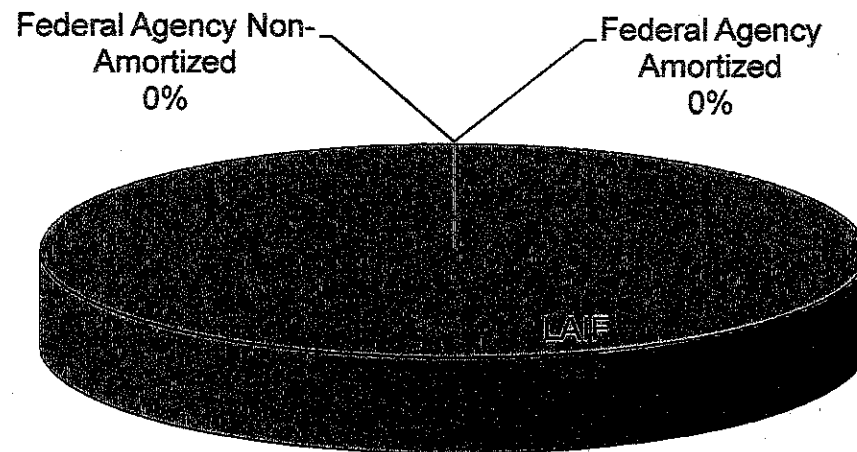
DESCRIPTION	MAR	JUN	SEPT	DEC	% of Total
	2018	2018	2018	2018	DEC
LAIF:					
CITY OF GILROY	60,662,138	64,999,701	63,497,587	63,886,246	48%
GILROY INDUSTRIAL DEV AGENCY	61,936,612	64,999,054	63,394,337	64,540,019	48%
LIBRARY	4,940,304	4,958,685	4,982,215	5,009,285	4%
SUB TOTAL	127,539,055	134,957,441	131,874,138	133,435,550	100%
CERTIFICATE OF DEPOSITS	0	0	0	0	0%
US GOVERNMENTAL AGENCIES:					
FEDERAL NATIONAL MORTGAGE AGCY					0%
GOVERNMENT NAT MORTGAGE ASSOC.					0%
FEDERAL HOME LOAN BANK					0%
FEDERAL HOME LOAN MORTGAGE CORP					0%
FEDERAL FARM CREDIT BANK					0%
SUB TOTAL	0	0	0	0	0%
GRAND TOTAL (Book Value)	127,539,055	134,957,441	131,874,138	133,435,550	100%

Note: The LAIF balance shown for Dec,2018, includes \$5.01MM in bond proceeds from the Gilroy Library 2010 Bonds that will be used exclusively for the construction of the library.

City of Gilroy Investments From 12/31/16 to 12/31/18



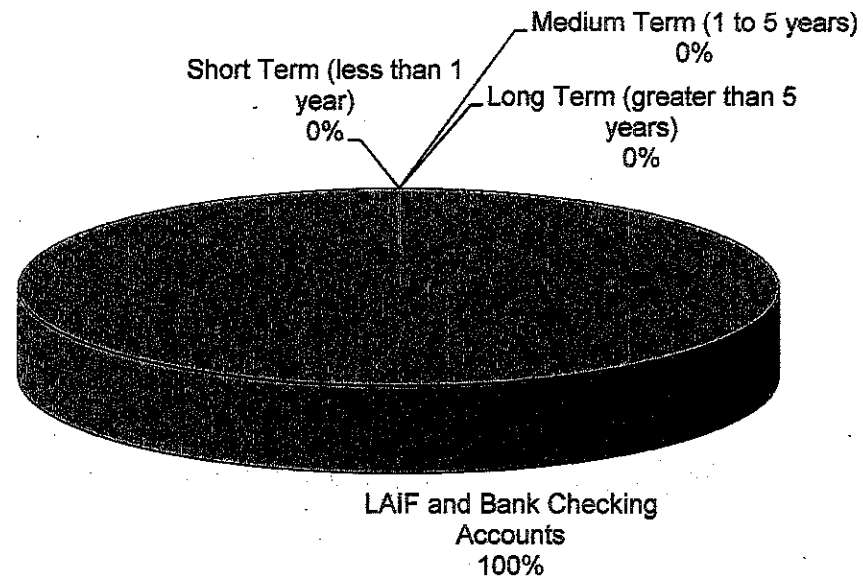
Book Value By Investment Type As of 12/31/18



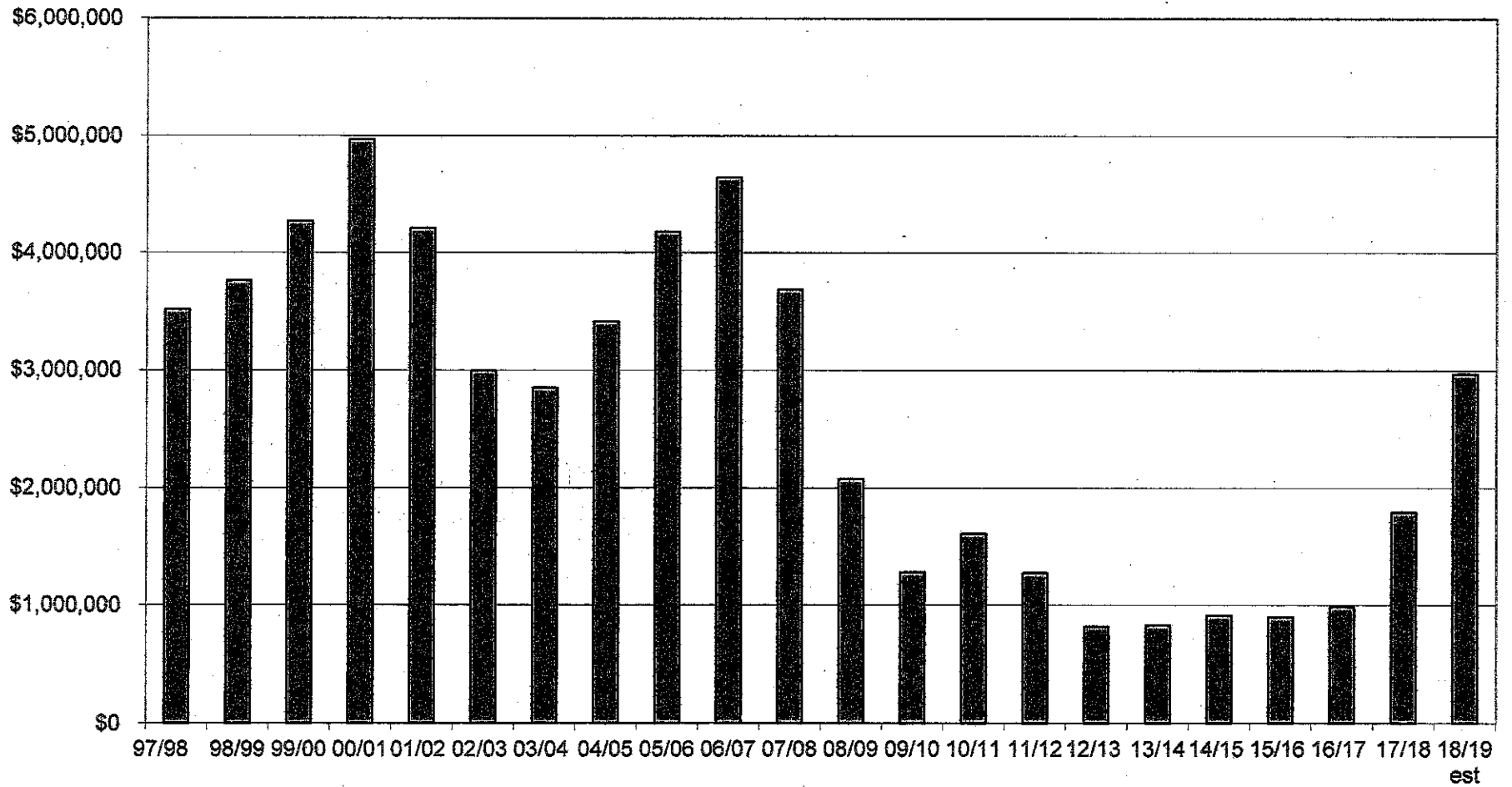
Value of Portfolio: \$133,435,550

Portfolio By Asset Class

As of 12/31/18



City of Gilroy
Interest Earnings 1997 - 2019



**CITY OF GILROY
MONIES HELD BY FISCAL AGENTS**

DESCRIPTION	VALUE ** AS OF 12/31/18
<u>HIGHWAY 152 SPECIAL TAX BONDS SERIES 2018</u>	
<u>RESERVE FUND - HELD BY UNION BANK - GL Acct #0142</u>	
GOLDMAN SACHS MONEY MARKET FUND #466, CUSIP #3814W26S	292,414.32
<u>IMPROVEMENT FUND - COST OF ISSUANCE ACCOUNT - GL Acct #0151</u>	
GOLDMAN SACHS MONEY MARKET FUND #466, CUSIP #3814W26S	47.10
<u>GILROY 2010 WASTEWATER REFUNDING REVENUE BONDS</u>	
<u>DEBT SERVICE FUND - HELD BY UNION BANK - GL Acct #0135</u>	
BLACKROCK T-FUND MMKT INSTL #60, CUSIP #09248U71S	562.86
<u>RESERVE FUND - HELD BY UNION BANK - GL Acct #0144</u>	
BLACKROCK T-FUND MMKT INSTL #60, CUSIP #09248U71S	33.99
NATIXIS FUNDING CORP INVESTMENT AGREEMENT DTD 4/5/10, 3.31%, 8/1/22 CUSIP #638NFCAA5	2,621,000.00
<u>GILROY PUBLIC FACILITIES FINANCING AUTHORITY REFUNDING LEASE REV BONDS 2013</u>	
<u>BOND FUND - HELD BY UNION BANK - GL Acct #0145</u>	
BLACKROCK T-FUND MMKT INSTL #60, CUSIP #09248U71S	540.02
<u>INTEREST ACCOUNT - HELD BY UNION BANK - GL Acct #0146</u>	
BLACKROCK T-FUND MMKT INSTL #60, CUSIP #09248U71S	20.53
<u>RESERVE FUND - HELD BY UNION BANK - GL Acct #0142</u>	
BLACKROCK T-FUND MMKT INSTL #60, CUSIP #09248U71S	926,268.42
<u>GILROY PUBLIC FACILITIES FINANCING AUTHORITY REFUNDING LEASE REV BONDS 2010</u>	
<u>BOND FUND - HELD BY UNION BANK - GL Acct #0145</u>	
BLACKROCK T-FUND MMKT INSTL #60, CUSIP #09248U71S	507.82
<u>INTEREST ACCOUNT - HELD BY UNION BANK - GL Acct #0146</u>	
BLACKROCK T-FUND MMKT INSTL #60, CUSIP #09248U71S	29.30
<u>RESERVE FUND - HELD BY UNION BANK - GL Acct #0142</u>	
BLACKROCK T-FUND MMKT INSTL #60, CUSIP #09248U71S	
NATIXIS FUNDING CORP INVESTMENT AGREEMENT DTD 6/16/11, 3.52%, 10/14/33 CUSIP #638NFCAP2	1,744,606.26
TOTAL	5,586,030.62

** Market Values reported by Union Bank.