



# City of Gilroy

7351 Rosanna Street  
Gilroy, California  
95020-6197

Telephone (408) 846-0202  
Facsimile (408) 846-0500  
<http://www.ci.gilroy.ca.us>

**Thomas J. Haglund**  
CITY ADMINISTRATOR

September 26, 2012

EH930593559US

Maria Cremer, Director  
Community Planning & Development  
U.S. Department of Housing & Urban Development  
600 Harrison St., Third Floor  
San Francisco, CA 94107

Dear Ms. Cremer:

The City of Gilroy is pleased to submit the enclosed Consolidated Annual Performance Evaluation Report (CAPER) for Program Year 2011. The CAPER includes records of program accomplishments. This document has been developed in accordance with all HUD requirements.

If you need further information regarding this report, please contact the program staff person, Marilyn Roaf, HCD Coordinator, at 408-846-0241.


Sincerely,

Thomas J. Haglund  
City Administrator

Enc.

City of Gilroy  
Consolidated Annual Performance  
and Evaluation Report (CAPER)

For the Second Year of the Five Year Consolidated Plan  
Program Year 2011  
(July 1, 2011 – June 30, 2012)



Housing and Community Development  
7351 Rosanna Street  
Gilroy, CA 95020

# Consolidated Annual Performance and Evaluation Report for Program Year 2011

In May 2011 the City of Gilroy submitted a One Year Action Plan to the federal Department of Housing and Urban Development (HUD), detailing the goals and objectives for the Community Development Block Grant (CDBG) awarded by HUD.

The following is the report on the use of these funds. Other actions and funds used to address the goals and objectives are included in this report as well.

## Executive Summary

### **CDBG Grant for 2011**

**\$444,740**

#### **Program Income Received in 2011**

The City received **\$40,022** in loan repayments from rehabilitation loans made with CDBG funds in prior years and from rents on a property which the City acquired when the CDBG rehabilitation loan went into default in Program Year 2010.

#### **Interest earned on accounts in 2011**

**\$1,831** to be returned to the Federal Government by regulation

#### **CDBG Expenditures for 2011**

**\$644,170**

### **CDBG-R Grant**

**CDBG-R Expenditures for 2011 (for grant awarded in 2008)**

**\$131,852**

*End of Executive Summary*


*Comments may be addressed to:*

**(408)846-0241**

**[marilyn.roaf@cityofgilroy.org](mailto:marilyn.roaf@cityofgilroy.org)**

## Table of Contents

|         |   |
|---------|---|
| Page 4  | Assessment of the one-year goals and objectives               |
| Page 18 | Actions Affirmatively Furthering Fair Housing                 |
| Page 22 | Summary of demographic data                                   |
| Page 22 | Other Actions taken to Address Obstacles to Underserved Needs |
| Page 23 | Citizen Participation   |
| Page 24 | Monitoring  |
| Page 25 | Table 2A – Five Year Housing Needs and Priorities             |
| Page 27 | Table 3B – Annual Affordable Housing Completion goals         |
| Page 29 | Public Housing Strategy                                       |
| Page 30 | Status of At Risk Properties                                  |
| Page 30 | Neighborhood Revitalization Strategy Area                     |
| Page 33 | Leveraging  |
| Page 36 | Reports from HUD Integrated Disbursement & Information System |



**Assessment of the one-year goals and objectives:**

Accomplishments

Breakdown of CDBG funds spent

Funds leveraged by CDBG dollars spent

If applicable, why progress not made

The intent of the Consolidated Plan is to address all the priorities within the five year period. The intent of CAPER is to summarize the City's efforts towards achieving the 2011 goals stated in the Program Year 2011 Action Plan.

***Housing Needs***

**GOAL #1: ASSIST IN THE CREATION AND PRESERVATION OF AFFORDABLE HOUSING FOR LOWER-INCOME AND SPECIAL NEEDS HOUSEHOLDS**

---

**Strategy #1A: Assist developers with the production of affordable rental housing**

- **Action 1A.1.** Provide financial and technical assistance to developers producing affordable rental housing (Medium-Priority). While the need for affordable rental housing is high, the resources to address this are not expected to be plentiful. City staff will provide technical assistance to developers applying for tax credits and state funding such as the Multifamily Housing Program when such funds are available.

**2011-2012 Action(s)      Provide technical assistance to developers**

**Goal(s)                      Assistance to 3 nonprofit and for profit developers that have affordable housing exemptions under the City's Residential Development Ordinance**

**Plan Year 2011 Accomplishments:**

Met with Habitat for Humanity on possible collaborations and provided technical assistance to 3 for profit developers that were interested in purchasing Gilroy properties and applying for tax credits. No tax credit or other funding requests were initiated.

- **Action 1A.2.** Assist developers in rehabilitating seriously deteriorating and neglected apartment buildings for conversion into affordable rental units (Medium-Priority). A moderate amount of funding will be made available for this purpose from the City's Housing Trust Fund. Should the City be eligible for federal funds that become available for this purpose, it will apply for such.

**2011-2012 Action(s)** This type of assistance may be provided depending on projects applying and awards to be made for Housing Trust Fund assistance under a Notice of Funding Availability (NOFA) closing April 13, 2011.

**Goal(s)** Assist any applicable projects in Program Year 2011 that were awarded funds through the prior year's NOFA.

**Plan Year 2011 Accomplishments:**

No funds were awarded for this type of project.

- **Action 1A.3.** Address any barriers to affordable housing production through implementation of associated Housing Element programs (High-Priority). The City will attempt to have a certified Housing Element prior to the end of the first year of the Consolidated Plan and will be implementing the programs and policies.

**2011-2012 Action(s)** Implement policies and procedures slated for 2011-2012 in the Housing Element

**Goal(s)** Zoning Code compliant with SB-2  
Zoning Code change to encourage development of Single Room Occupancy (SRO) units  
Zoning Code consistent with Employee Housing Act  
Review water and sewer services for priority for affordable housing developments  
Update at-risk preservation policy  
Improve community access to housing information

**Plan Year 2011 Accomplishments:**

On September 13, 2011 the State Department of Housing and Community Development found the Housing Element to be in compliance with state housing element law once the rezoning for unaccommodated need has been completed and the element has been adopted. The City Council adopted the housing element, but the rezoning process was not completed as of the end of the program year.

**Strategy #1B: Support affordable ownership housing**

- **Action 1B.1.** Provide financial and technical assistance to developers producing affordable ownership housing for lower-income households, such as self-help and "sweat equity" organizations (Medium-Priority). The City will assist developers with applying for funding such as the state BEGIN program rather than from local funds due to budget constraints.

**2011-2012 Action(s)** Maintain existing BEGIN contract for units at Alexander Place

**Goal(s)** 24 low income homebuyer loans

**Plan Year 2011 Accomplishments:**

Did not provide any loans due to delay in the construction process while the developer South County Housing attempted to obtain adequate construction funding. Confirmed that the units were being marketed and referred potential buyers to South County Housing.

- **Action 1B.2.** Continue to support financial training and homebuyer assistance programs serving lower-income households (High-Priority). The City will continue to offer first time homebuyer training and down payment assistance through its Housing Trust Fund.

**2011-2012 Action(s)**      **Offer first time homebuyer training and down payment assistance loans through**

**Goal(s)**                    **7 low income and 5 moderate income homebuyer loans**  
**2 trainings**

**Plan Year 2011 Accomplishments:**

Due to City Council decision on July 18, 2011 after a review of the Housing Trust Fund budget did not fund the homebuyer program in 2011. Hosted 1 training by Project Sentinel.

- **Action 1B.3.** Maintain a list of partner lenders that are familiar with local homebuyer assistance programs and other below-market rate loan products (High-Priority). The City will continue this practice as part of its homebuyer program.

**2011-2012 Action(s)**      **Update lender list**

**Goal(s)**                    **List updated**

**Plan Year 2011 Accomplishments:**

As City did not fund a homebuyer program in 2011, list was not updated. City did refer interested homebuyers to programs available through the Housing Trust of Santa Clara County and the County's Mortgage Credit Certificate program.

- **Action 1B.4.** Provide lower-income homeowners with the assistance for rehabilitating their properties. (High-Priority) for retrofits to homes of very low income disabled residents. Resources through CDBG. Other rehabilitation due to budget constraints that reduced staffing to implement and maintain such a program (Medium-Priority). Possible funding through CDBG and Housing Trust Fund.

**2011-2012 Action(s)** CDBG funds of \$98,000 for rehabilitation program administration and for retrofit grants. This includes \$73,000 in 2011 funds and \$25,000 from the 2009 Home Access activity that is still open.

**Goal(s)** 9 homes made accessible for very low income disabled residents

**Plan Year 2011 Accomplishments:**

Due to staffing shortage during the year only 1 home was made accessible. Two more were close to beginning construction at the end of the period, and three additional applications were in process. The contractor bidding list was updated through a request for qualifications. Spent \$41,364 in CDBG funds.

- **Action 1B.5.** Implement local activities under the Neighborhood Stabilization Program (NSP) that provide for the purchase of foreclosed properties and the subsequent rehabilitation and resale of these homes as affordable units for income-eligible households (Low-Priority). Unless City is able to access this funding source.

**2011-2012 Action(s)** No actions expected in 2011-2012

**Goal(s)** N/A

**Plan Year 2011 Accomplishments:**

Not addressed

**Strategy #1C: Assist lower-income seniors, larger families, the disabled, and farm workers in securing safe and affordable housing**

- **Action 1C.1.** Support the production and rehabilitation of affordable housing for seniors, disabled individuals, large families, and farm workers through applications for State and federal funding, or with direct financial assistance (High-Priority for disabled residents, Medium-Priority for all others). Direct funding for disabled residents through CDBG. If the City is eligible for HOME funds during the Consolidated Plan period, funds may be budgeted for seniors, large families and farm workers as well. Otherwise, the City will support applications of developers for other funding such as state Joe Serna Farm worker Housing funds.

**2011-2012 Action(s)** This type of assistance may be provided depending upon projects applying and awards to be made for Housing Trust Fund assistance under a Notice of Funding Availability (NOFA) closing April 13, 2011.

**Goal(s)** Assist any applicable projects in Program Year 2011 that were awarded funds through the prior year's NOFA.

**Plan Year 2011 Accomplishments:**

Due to Council decision to reduce the amount of NOFA funding was reduced from \$600,000 to \$400,000 and the \$400,000 was awarded to the Sobrato Apartments for permanent supportive housing, of the 26 units designated for chronically homeless individuals, 17 specifically are for those with mental illness.

- **Action 1C.2.** Ensure that local zoning standards allow for units that serve the needs of disabled individuals, including second units and multifamily units (High-Priority). This is a priority in Gilroy's Housing Element.

**2011-2012 Action(s)**      **Develop informational materials for public and materials and training for City development staff**

**Goal(s)**                      **One publication developed.**

The Community Development Department includes a building inspector who is a State Certified Access Specialist (CAS).

**GOAL #2: SUPPORT ACTIVITIES TO END HOMELESSNESS**

**Strategy #2A: Provide housing and supportive services to homeless individuals and families and households at risk of homelessness**

- **Action 2A.1.** Support developers of transitional and supportive housing facilities through technical and direct financial assistance, as well as their applications for State and federal funding, drawing from the Housing First approach to ending homelessness (High-Priority). Direct financial assistance through the Housing Trust Fund and support of applications. Use may include rental subsidies to create supportive housing units through HTF or HOME funds if City becomes eligible for this funding source.

**2011-2012 Action(s)**      **Permanent housing to be made available through HUD-funded HPRP (Homeless Prevention and Rapid Rehousing Program) and Section 8 vouchers set aside for the chronically homeless by the Housing Authority of Santa Clara County.**

**Goal(s)**                      **4 units available through HPRP**

**20 units available from Section 8 for chronically homeless**

**Plan Year 2011 Accomplishments:**

St. Joseph's placed 9 households through HPRP and 2 chronically homeless households in Section 8 units, and one household received subsidies through in Our New Place that provides permanent housing for victims of domestic violence. 4 households found permanent housing through Emergency Housing Consortium. These chronically homeless Gilroy individuals or families received Section 8 certificates, but not all were housed in Gilroy.

In PY 2010 the Gilroy Homeless Outreach Group encouraged partnerships among agencies, churches and individual volunteers to set up the case management groups required for participation in the Section 8 chronically homeless voucher program, the case management support continued in 2011. This group also participated in registering South County homeless individuals and families in the Housing 1000 vulnerability index. None of those registered had received housing as of June 30, 2012.

Gilroy met with the Urban County, Palo Alto, Cupertino and Milpitas to explore forming a HOME Consortium so the availability of subsidies could be increased through Tenant Based Rental Assistance. The time frame for this process did not allow for the Consortium to be formed in PY 2011.

- **Action 2A.2.** Support existing transitional housing and supportive housing facilities (Medium-Priority). Support for services to residents through CDBG and Housing Trust Fund. Rehabilitation fund available on a moderate basis from Housing Trust Fund and CDBG.

**2011-2012 Action(s)**      **No actions expected in 2011.**

**Goal(s)**                      **N/A**

**Plan Year 2011 Accomplishments:**

Not addressed

- **Action 2A.3.** Support programs that provide short-term emergency shelter for homeless individuals and families, while still prioritizing Housing First approach to ending homelessness (High-Priority). Funds available for services through Housing Trust Fund and CDBG. Will explore projects that offer short-term alternatives to

encampments, and budget funding as applicable.

**2011-2012 Action(s)**      **Funding through Housing Trust Fund (HTF). Provide emergency shelter during cold weather period. Develop project that is an alternative to illegal encampments. This type of assistance may be provided depending upon projects applying and awards to be made for Housing Trust Fund assistance under a Notice of Funding Availability (NOFA) closing April 13, 2011.**

**Goal(s)**                      **Provide funding of \$10,000 to Emergency Housing Consortium for emergency and transitional shelter services to 32 individuals in families staying at the Boccardo Family Living Center.**

**Assist any applicable projects in Program Year 2011 that were awarded funds through the prior year's NOFA.**

**Plan Year 2011 Accomplishments:**

Emergency Housing Consortium assisted 68 individuals with emergency shelter. The Gilroy Compassion Center attained nonprofit status and permits to operate as a day services center, opening as such in December, 2011. The Compassion Center continued to fund raise and develop plans with the goal of providing a year round emergency shelter. As stated under Action 1.C.1. : Due to a Council budget decision, the amount of NOFA funding was reduced from \$600,000 to \$400,000. The \$400,000 was awarded to the Sobrato Apartments for permanent supportive housing. Of the 26 units designated for chronically homeless individuals, 17 specifically are for those with mental illness.

**Action 2A.4.** Support emergency rental assistance programs to help protect lower-income households from homelessness (High-Priority). Support for services through Housing Trust Fund and CDBG.

**2011-2012 Action(s)**      **Fund emergency rental assistance.**

**Goal(s)**                      **Funding of \$15,000 through the Housing Trust Fund (HTF) to St. Joseph's Family Services to provide emergency rental assistance to 375 individuals (approximately 104 families).**

**Plan Year 2011 Accomplishments:**

St. Joseph's assisted 384 individuals

▪ **Action 2A.5.** Support outreach programs that provide vital services to homeless individuals, including health services, substance abuse services, referrals, and others (High-Priority).

Support for services through Housing Trust Fund and CDBG. Includes support of Gilroy Downtown Streets Team, and participation in Gilroy's Homeless Outreach Group.

**2011-2012 Action(s)**      **Housing Trust Funds to support Downtown Streets Team (\$35,000) and Homeless Outreach Group (up to \$25,000) and Homeless Management Information System (HMIS) (\$8,000).**

**Goal(s)**                      **8 people will obtain housing and employment through participation in the Downtown Streets team**

**25 people will access services, including housing and employment, through the efforts of the Outreach Team and an additional 110 individuals will access some other type of service such as medical care.**

**Fund Community Technology Alliance to provide HUD-required HMIS services – records for 800 people**

**Plan Year 2011 Accomplishments:**

8 people obtained housing and/or employment through participation in the Streets Team.

1 Project Homeless Connect event was held at the Baptist Church in Gilroy in March and 2 were held at the Gilroy Compassion Center in July and November. More than 200 homeless adults and children received services, food, clothing and toiletries at each event.

The Compassion Center opened for day services in December and from then until June 30 served 327 individuals with referrals, clothing, messages and bathroom and laundry services.

CTA reported 1241 Gilroy individuals in HMIS

The City's Housing Trust Fund contributed a total of \$65.132 toward the above activities.

**GOAL #3: SUPPORT ACTIVITIES THAT PROVIDE BASIC SERVICES, ELIMINATE BLIGHT, AND/OR STRENGTHEN NEIGHBORHOODS**

---

**Strategy #3A: Support local service organizations that provide essential services to the community, particularly special needs populations**

- **Action 3A.1. Provide funding for social services organizations benefiting lower-**

income households and special needs populations, including seniors, disabled, youth, homeless, farm workers, single-mothers, victims of domestic violence, and others (High-Priority). Support for services through Housing Trust Fund and CDBG. Human trafficking victims will also be included among those eligible for services.

**2011-2012 Action(s)** Fund public services contracts in the amounts recommended at the April 4, 2011 and May 2, 2011 City Council meetings. Some of these are also mentioned under other actions.

**Goals**

**CDBG funds will provide the following services:**

| <b>Project - Agency</b>                               | <b>Number of People Proposed to be Served</b> | <b>Grant Award</b> |
|---|---|--------------------|
| <b>Art for Life!</b>                                  | <b>55 at risk youth in NRSA</b>               | <b>\$6,500</b>     |
| <b>Chamberlain's GUSD School Linkage Program</b>      | <b>80 at risk youth</b>                       | <b>\$7,208</b>     |
| <b>Gilroy Aquatics Program</b>                        | <b>60 youth</b>                               | <b>\$4,500</b>     |
| <b>Health Trust Meals on Wheels</b>                   | <b>8 homebound &amp; elderly</b>              | <b>\$6,500</b>     |
| <b>Live Oak Adult Day Care</b>                        | <b>50 frail elderly</b>                       | <b>\$10,000</b>    |
| <b>MACSA Summer Day Camp</b>                          | <b>200 youth in the NRSA</b>                  | <b>\$50,000</b>    |
| <b>St. Joseph's Family Center Employment Services</b> | <b>40 NRSA residents</b>                      | <b>\$40,000</b>    |
| <b>Youth Center – City of Gilroy</b>                  | <b>400 at risk youth</b>                      | <b>\$40,000</b>    |

**Gilroy's Housing Trust Fund will provide the following services:**

| <b>Project/Agency</b>  | <b>Number of People Served</b>                | <b>Grant Award</b> |
|--|---|--------------------|
| <b>La Isla Pacifica Shelter for Battered Women and Their Children– Community Solutions</b> | <b>12(domestic violence victims)</b>          | <b>\$12,000</b>    |
| <b>Community Technology Alliance -HMIS</b>   | <b>800 unhoused people</b>                    | <b>\$8,000</b>     |
| <b>Daybreak Respite – Catholic Charities</b>   | <b>25 frail elderly &amp; caregivers</b>      | <b>\$5,000</b>     |
| <b>Emergency Housing Consortium</b>  | <b>32 homeless people in families</b>         | <b>\$10,000</b>    |
| <b>St. Joseph's Family Center – Housing &amp; Family Services</b>                          | <b>375 people at risk of homelessness</b>     | <b>\$15,000</b>    |
| <b>St. Joseph's Family Center – Gilroy Streets Team</b>                                    | <b>8 homeless or formerly homeless people</b> | <b>\$35,000</b>    |
| <b>Silicon Valley Independent Living Center – Housing Program</b>                          | <b>36 disabled people</b>                     | <b>\$8,000</b>     |
|  |   |                    |

**Plan Year 2011 CDBG Accomplishments:**

| Project - Agency                               | Number of People Proposed to be Served | # Served |
|--|--|----------|
| Art for Life!                                  | 55 at risk youth in NRSA               | 56       |
| Chamberlain's GUSD School Linkage Program      | 80 at risk youth                       | 120      |
| Gilroy Aquatics Program                        | 60 youth                               | 89       |
| Health Trust Meals on Wheels                   | 8 homebound & elderly                  | 11       |
| Live Oak Adult Day Care                        | 50 frail elderly                       | 55       |
| MACSA Summer Day Camp                          | 200 youth in the NRSA                  | 215      |
| St. Joseph's Family Center Employment Services | 40 NRSA residents                      | 38       |
| Youth Center – City of Gilroy                  | 400 at risk youth                      | 327      |

**Plan Year 2011 Housing Trust Fund Accomplishments:**

| Project/Agency  | Number of People Proposed to be Served | # Served |
|---|--|----------|
| La Isla Pacifica Shelter for Battered Women and Their Children– Community Solutions | 12(domestic violence victims)          | 13       |
| Community Technology Alliance -HMIS   | 800 unhoused people                    | 1,241    |
| Daybreak Respite – Catholic Charities   | 25 frail elderly & caregivers          | 64       |
| Emergency Housing Consortium  | 32 homeless people in families         | 68       |
| St. Joseph's Family Center – Housing & Family Services                              | 375 people at risk of homelessness     | 384      |
| St. Joseph's Family Center – Gilroy Streets Team                                    | 8 homeless or formerly homeless people | 8        |
| Silicon Valley Independent Living Center – Housing Program                          | 36 disabled people                     | 24       |

- **Action 3A.2.** Support programs and services that assist lower income household's access vital services through translation, transportation, outreach and information, and other forms of assistance (High-Priority). Support for services through Housing Trust Fund and CDBG. Translation in Spanish will be made available through bilingual staff. Other translation will be provided as needed through contractual services or referrals.

**2011-2012 Action(s)** Translation in Spanish will be made available through bilingual staff and contractors.

**Goal(s)** 2000 individuals to receive translation at meetings, during requests for City services and through public announcements.

**Plan Year 2011 Accomplishments:**

An estimated 2000 members of the public benefitted from translations

- **Action 3A.3.** Support programs and services that assist households with foreclosure prevention and recovery (High-Priority). Housing Trust fund
- **2011-2012 Action(s)**      **Provide Access to Foreclosure Counseling**
- **Goals Use Housing Trust Fund to leverage federal funds for foreclosure counseling. This service will be included with the contract for Housing Counseling Services described in Action 3.A.5.**

**Plan Year 2011 Accomplishments:**

Through a foreclosure prevention counseling contract funded through the Housing Trust Fund, Project Sentinel processed 17 Level 1 cases and 15 Level 2 cases, as well as conducting a free public workshop. \$9,000 was expended.

- **Action 3A.4.** Provide housing code enforcement and blight elimination in the NRSA and other eligible low income areas (High-Priority). CDBG and Housing Trust Fund

**2011-2012 Action(s)**      **Provide housing code and blight elimination enforcement in the Neighborhood Revitalization Strategy Area.**

**Goal(s)**    **20 housing code case and 20 blight cases will be resolved. CDBG funds of \$13,500**

**Plan Year 2011 Accomplishments:**

8 housing code cases were resolved. 18 un-reinforced masonry cases were in the process of being resolved. CDBG funds of \$13,500 were expended. The City Council passed an ordinance in PY11 addressing vacant commercial space in the downtown historic and downtown expansion districts to address blighted conditions in those areas. The ordinance required that ground floor windows of vacant commercial buildings be aesthetically pleasing. Action was begun to require the demolition of an unfinished bank building that been left vacant for several years and presented a safety hazard. The Gilroy Streets Team regularly performed clean up of the sidewalks and alleys in the NRSA.

**2011-2012 Action(s)**      **Provide tenant-landlord information and mediation services through the Housing Trust Fund.**

**Goals**                      **Fund Project Sentinel in the amount of up to \$39,838 (approval of contract pending) to provide housing counseling to 80**

households regarding tenant/landlord matters and to 20 households regarding foreclosure and mortgage problems.

**Plan Year 2011 Accomplishments:**

80 households were served and \$30,000 expended for tenant landlord services. A separate contract of \$9,000 was made for foreclosure counseling and was reported under Action 3A.3.

- **Action 3A.6.** Provide funding for social services organizations benefiting lower-income neighborhoods, in particular the Neighborhood Revitalization Strategy Area. CDBG

**2011-2012 Action(s)**      **Provide CDBG funds for NRSA youth programs to an eligible Community Based Development Organization – Provide \$6,500 to St. Joseph’s Family Services for the Arts Alive! Program and \$50,000 to MACSA for Summer Day Camp.**

**Goals**                      **270 youth residing in the NRSA benefit from services that strengthen neighborhoods (see also Action 3.A.1)**

**Plan Year 2011 Accomplishments:**

56 youth participated in the Arts Alive program and 215 in the MACSA Summer Day Camp. Onsite observation by City staff revealed well-run programs with enthusiastic participation.

With funds from a prior year:

An RFP for a public safety program in the Downtown neighborhood of the NRSA was circulated and a Community Based Development Organization responded. By the end of the program year the design of the program was being reconsidered because of concerns about meeting a HUD National Objective. Staff had previously understood that such a program would be allowable because of the high needs and low income of the NRSA in all of its neighborhoods. Using CDBG funds to meet NRSA strategic objectives has become increasingly difficult. This factor has led to less neighborhood support than in former years at a time when more is actually needed.

**Strategy #3B: Provide the public facilities and infrastructure needed to assure the health, safety, and welfare of the community**

- **Action 3B.1.** Remove accessibility barriers from public facilities and sidewalks (High-Priority). CDBG

**2011-2012 Action(s)**      **Prior years' CDBG activities (and prior years' funds) will address this action at San Ysidro Park**

**Goal(s)**                      **1 public facility made accessible**

**Plan Year 2011 Accomplishments:**

The accessibility improvements at San Ysidro Park were nearly completed. CDBG funds of \$164,659 were expended.

- **Action 3B.2.** Enhance lower income neighborhoods through physical improvements and the ongoing maintenance and rehabilitation of public areas and facilities (High-Priority). CDBG and Recovery Act funds, if available. The majority of the expenditures will be in the Neighborhood Revitalization Strategy Area (NRSA).

**2011-2012 Action(s)**      **Expend \$170,000 in PY 2011 CDBG funds plus prior years' CDBG funds and prior year's CDBG-R funds for physical improvements in the NRSA**

**Goal(s)**                      **Provide improvements to the San Ysidro Park Youth Center**

**Plan Year 2011 Accomplishments:**

The work on San Ysidro Park was nearly completed. CDBG funds of \$170,000 and CDBG-R funds of \$131,852 were expended.

**Strategy #3C: Mitigate lead-based paint hazards**

- **Action 3C.1.** Continue outreach and education to the community regarding the hazards of lead poisoning, particularly with regard to lead-based paint hazards (High-Priority). Maintain information provided at Community Development counter and provide handouts to rehabilitation program clients.

**2011-2012 Action(s)**      **Maintain information provided at Community Development counter and provide handouts to rehabilitation program clients.**

**Goal(s)**                      **Contact County Health Department for most recent information**

**Plan Year 2011 Accomplishments:**

Current literature was made available at the Community Development counter. Rehabilitation program clients received literature with their applications.

- **Action 3C.2.** Inspect all properties being rehabilitated or acquired for affordable housing for lead-based paint hazards (High-Priority). CDBG and Housing Trust Fund

**2011-2012 Action(s)**      **Inspect for lead hazards as required**

**Goal(s)**                      **2 properties inspected**

**Plan Year 2011 Accomplishments:**

No lead based paint inspections were required.

- **Action 3C.3.** Continue to update and implement the local Lead Based Paint Management Plan as appropriate (High-Priority). Through local staff CDBG

**2011-2012 Action(s)**      **Do not expect an update this year**

**Goal(s)**                      **N/A**

**Plan Year 2011 Accomplishments:**

N/A

## **GOAL #4: PROMOTE FAIR HOUSING CHOICE**

### **Goal #4A: Conduct outreach to the community regarding fair housing, and address local barriers to fair housing**

- **Action 4A.1.** Contract with local service providers to conduct ongoing outreach and education regarding fair housing for home seekers, landlords, property managers, real estate agents, and lenders (High-Priority). Services through Housing Trust Fund or CDBG

**2011-2012 Action(s)**      **Fund Fair Housing Services through Housing Trust Fund in the amount of up to \$20,000. (Approval of contract amount pending.)**

**Goals**                      **Fund Project Sentinel to manage 20 fair housing cases or consultations as well as to provide education.**

#### **Plan Year 2011 Accomplishments:**

Funded contract of \$20,000. Project Sentinel managed 25 fair housing cases and 22 consultations. The majority of the cases and consultations were related to family status or disability. One case was related to national origin and one to source of income.

Project Sentinel staffed an information table at each of the 3 Project Homeless Connect events held in Gilroy and at Community Health Day held at Rebekah Childrens Services located in the Neighborhood Revitalization Strategy Area. Project Sentinel staff participated in South County Collaborative monthly meetings.

Project Sentinel conducted a fair housing presentation at the Plum Tree West Apartments, a subsidized complex for seniors and disabled persons.

Project Sentinel met with City CDBG staff to discuss Fair Housing updates and to answer questions about City program applications being in compliance with Fair Housing requirements.

Presentations were made to the following Gilroy agencies:  
South County Collaborative, Work2Future, South County Self Help Center

Project Sentinel provided the City with brochures that were made available to the public at the City Community Development counter and at the Gilroy Library.

The City Council issued a Proclamation recognizing April as Fair Housing Month and displayed Fair Housing posters in the public lobbies.

- **Action 4A.2.** Contract with local service providers to conduct fair housing testing in local apartment complexes (High-Priority).

**2011-2012 Action(s)**      **Included in contract funded through Action 4.A.1**

**Plan Year 2011 Accomplishments:**

Included in the contract. Project Sentinel provided 3 tester trainings for interested volunteers.

- **Action 4A.3.** Modify local zoning ordinances for consistency with State and federal fair housing laws (High-Priority). Through implementation of Housing Element policies and programs. Housing Trust Fund, City's General Fund.

**2011-2012 Action(s)**      **Included in Action 1.A.1**

**Plan Year 2011 Accomplishments:**

On September 13, 2011 the State Department of Housing and Community Development Found the Housing Element to be in compliance with state housing element law once the rezoning for unaccommodated need has been completed and the element has been adopted. The City Council adopted the housing element, but the implementation of policies and programs was not completed as of the end of the program year.

- **Action 4A.4.** Establish formal written procedures for handling reasonable accommodations requests (Low-Priority). Already in existence.

**Plan Year 2011 Accomplishments:**

In place -- do not need to address.

- **Action 4A.5.** Update the local Analysis of Impediments to Fair Housing Choice and report on its implementation as necessary (Medium-Priority). Housing Trust Fund and CDBG

**2011-2012 Action(s)**      **Update AI by end of program year**

**Goal(s)**                      **Updated AI**

**Plan Year 2011 Accomplishments:**

Work on the AI was initiated but not completed.

**GOAL #5: EXPAND ECONOMIC OPPORTUNITIES FOR LOW-INCOME HOUSEHOLDS**

**Strategy #5A: Support economic development activities that promote employment growth, and help lower-income persons secure and maintain a job**

- **Action 5A.1.** Provide funding for organizations that support local employment development and workforce training (High-Priority). CDBG funds budgeted for Community Based Development Organizations.

**2011-2012 Action(s)**      **Fund employment services for NRSA residents through \$40,000 to St. Joseph's Family Services.**

**Goal(s)**                      **40 NRSA residents will be provided specialized employment services and will find employment or enroll in vocational training**

**Plan Year 2011 Accomplishments:**

38 NRSA residents received these services. Due to the current economy staff found it particularly difficult this year to place clients with multiple barriers to employment success \$40,000 in CDBG funds were expended.

- 
- **Action 5.A.2.** Support programs that facilitate small business development (Low-Priority). Will support Gilroy Chamber of Commerce and/Gilroy Economic Development Corporation in applications for funding and/or in providing outreach to low income residents.

**2011-2012 Action(s)**      **No actions expected in 2011-2012**

**Goal(s)**                      **N/A**

**Plan Year 2011 Accomplishments:**

N/A

**GOAL # 6: PROMOTE ENVIRONMENTAL SUSTAINABILITY**

**Strategy #6A: Encourage the installation of energy- and water-efficiency measures in new and existing homes**

- **Action 6A.1.** Support implementation of State and federal energy fund programs such as the California First Program (Medium-Priority). State and federal funds applied for jointly with other county jurisdictions and with Association of Bay Area Governments.

**2011-2012 Action(s)**      **Maintain contractual agreements with County and ABAG for provision of programs in Gilroy**

**Goal(s)**                      **20 low income households have energy and/or water saving measures installed.**

**Plan Year 2011 Accomplishments:**

The program was not available during 2011.

**Strategy #6B: Encourage eco-friendly and exercise friendly design of neighborhoods in planning and in repairs to infrastructure**

- **Action 6B.1.** Consider adding eco-friendly design as an item in the Residential Development Ordinance (RDO) point scale system (Low-Priority). The current RDO will be reviewed as part of a Housing Element program.

**2011-2012 Action(s)**      **Expected to be reviewed during program year.**

**Goal(s)**                      **RDO to reflect input on eco-friendly design.**

**Plan Year 2011 Accomplishments:**

This review did not occur during the program year.

- **Action 6B.2** Repair sidewalk gaps to create walkable routes in neighborhoods and from neighborhoods to jobs and services (High-Priority). CDBG funds, apply for state and federal funds for this purpose.

**2011-2012 Action(s)**      **PY11 Actions are expected to be completed at the beginning of PY 2011 on projects funded in PY 2010.**

**Goal(s)**                      **4 blocks of walkable routes created in the NRSA through sidewalk gap repair.**

**Plan Year 2011 Accomplishments:**

The contract award for the Community Garden sidewalk awarded in 2010 also included construction of the Tenth Street /US Highway 101 interchange sidewalk. The 10<sup>th</sup> Street phase was not completed as of the end of the program year 2011, but construction was under way. Delay was due in part to interface with Cal Tran's requirements and then intentional delay of construction so that it would not tie up the route for holiday shoppers coming to the many retail establishments in Gilroy. \$3301 in CDBG funds were spent for engineering and blueprint costs.

**SUMMARY OF DEMOGRAPHIC DATA OF CDBG BENEFICIARIES**

| <b>Race</b>   | <b>Number of Persons</b> | <b>Ethnicity/ Hispanic/ Latino</b> | <b>Race</b>   | <b>Number of Households</b> | <b>Ethnicity/ Hispanic/ Latino</b> |
|---|--------------------------|------------------------------------|---|-----------------------------|------------------------------------|
| Black/African American                              | 23                       | 0                                  | Black/African American                              |                             |                                    |
| Asian   | 9                        | 0                                  | Asian   |                             |                                    |
| White   | 338                      | 239                                | White   | 1                           | 0                                  |
| American Indian or Alaska Native                    | 6                        | 6                                  | American Indian or Alaska Native                    |                             |                                    |
| Native Hawaiian or Other Pacific Islander           | 2                        | 0                                  | Native Hawaiian or Other Pacific Islander           |                             |                                    |
| Amer. Indian or Alaska Native & White               | 1                        | 1                                  | Amer. Indian or Alaska Native & White               |                             |                                    |
| Asian & White                                       | 6                        | 0                                  | Asian & White                                       |                             |                                    |
| Black/African American & White                      | 0                        | 0                                  | Black/African American & White                      |                             |                                    |
| Amer. Indian/Alaska Native & Black/African American | 2                        | 0                                  | Amer. Indian/Alaska Native & Black/African American |                             |                                    |
| Other Multi-Racial                                  | 524                      | 514                                | Other Multi-Racial                                  |                             |                                    |
| <b>TOTAL</b>  | <b>911</b>               | <b>760</b>                         | <b>TOTAL</b>  | <b>1</b>                    | <b>0</b>                           |
| Female Head of Household                            | 7                        |                                    | Female Head of Household                            | 0                           |                                    |

**Changes in Response to Experience:**

See narratives for Program Year 2011 accomplishments in the General section of this report.

**Affirmatively Furthering Fair Housing:**

See Goal 4 accomplishments.

**Other Actions taken to Address Obstacles to Meeting Underserved Needs**

The major obstacle to meeting underserved needs is lack of funding. The City's CDBG grant was decreased by \$88,584 from its 2010 CDBG grant, a 16.6% cut, but public

services needs continued to be high. The City supplemented its CDBG grant by funding some housing activities through the local Housing Trust Fund. Unfortunately program income in both the CDBG and Housing Trust funds was less than expected due to a loan delinquency from a large multi-family rehabilitation loan from a prior year.

The Gilroy Homeless Outreach Task Force expanded to include Morgan Hill and San Martin, in recognition of having common needs. One of these needs is distribution of funding beyond the central (mainly San Jose) part of the county. The City of San Jose shared coordinators in both Project Homeless Connect event planning, and in coordinating the survey to prioritize the most vulnerable homeless people for permanent housing through Housing 1000. Through increased participation of representatives of the Gilroy Unified School District the group became more aware of the large number of students identified as homeless under McKinney Vento guidelines and advocated for the inclusion of families in countywide homeless initiatives.

Another obstacle is the long trips to San Jose that vulnerable populations have had to make for centralized services. During the year, community volunteers attained nonprofit status for the Compassion Center with the goal of creating a year round homeless shelter and day services center in Gilroy. HCD staff continues to provide Spanish translations for meetings and publications. Gilroy's Housing Trust Fund provided bus tokens that were given out at Project Homeless Connect events to be used for distinct needs such as job interviews, medical and legal appointments and meeting with social service agencies regarding benefits.

### **Managing the Process**

The City of Gilroy is the lead agency for overseeing the development and implementation of the Consolidated Plan. The City receives Community Development Block Grant (CDBG), an entitlement grant from the U.S. Department of Housing and Urban Development. The City's Housing and Community Development section of the Community Development Department is responsible for administering the CDBG program.

### **Citizen Participation**

The draft CAPER was advertised in the local paper and on the local cable channel. Bilingual announcements in Spanish and English were posted at City Hall and at the Gilroy Public Library. The draft CAPER was made available on the City website and at the City Hall Planning Counter. Notices of availability were emailed to the following group lists: South County Collaborative, Homeless Outreach Task Force, Gilroy Citizens Advisory Committee and Gilroy Housing Advisory Committee.

*No comments were received.*

### **Institutional Structure**

Gilroy HCD staff and staff from the CDBG entitlement cities of San Jose, Palo Alto, Sunnyvale, Mountain View, Santa Clara, Milpitas, Cupertino and the County of Santa Clara as well as the Housing Authority of Santa Clara County, Project Sentinel, the homeless component of the County Mental Health Department and a representative of local nonprofit agencies continued during the program year to meet quarterly to discuss data resources and to coordinate requests for information to both public and private Countywide agencies. These meetings help CDBG staff to better understand the County and non-profit social service structure. Additionally, HUD staff meets with this group of Cities and the County to

clarify issues and assist in providing ongoing programmatic technical information. The email list serve for this group enables members to share information and to provide technical assistance to one another. The ongoing entitlement staff group meetings promote and create an environment of cooperation and understanding of differing needs, concerns, and issues among the group. This expansion of knowledge of regional issues and sharing of information benefits each of the individual jurisdictions represented in the group.

The cities of Gilroy and Morgan Hill participate in the South County Collaborative that consists of providers of services to low income and special needs residents of Gilroy, San Martin and Morgan Hill. The Collaborative is a nonprofit organization and is able to apply for funding benefitting the communities it serves. Collaborative members were active participants in the public meetings for the development of the Consolidated Plan in PY 2009 and through an active list serve receive notices of public comment periods on the annual Action Plans and CAPERS.

The City of Gilroy's Police Department hosts a monthly meeting that includes representatives from the Police and Community Development departments, County Mental Health, outreach workers from the District Attorney's office and from St. Joseph's Family Services, health workers, Sacred Heart Community Services, the Water District, faith-based organizations, as well as individual volunteers. The focus is on identifying resources and on sharing specific information on homeless individuals that have been identified by the police and outreach workers as being ready to get off the streets or who are in particularly dire need. The sharing of information and resources also has as a goal the conserving of resources such as police time spent in re-arresting the same homeless person multiple times. The group is also trying to come up with viable alternatives to illegal encampments in Gilroy.

In addition, the Countywide Fair Housing Task Force includes representatives from Entitlement Jurisdictions, including Gilroy, fair housing providers, legal service providers, and other community service providers. Since its inception, the Task Force has implemented a calendar of countywide fair housing events and sponsors public information meetings, including Accessibility Training, First-Time Homebuyer training, and Predatory Lending training.

## **Monitoring**

### **Plan Year 2011 Accomplishments:**

Staff conducted desk top monitoring of all agencies. Site visits to observe actual services and interviews were conducted for four programs. Onsite programmatic and financial monitoring visits were conducted for six programs. There were no findings. Staff provided technical assistance to agencies at the beginning of the grant period.

Staff also monitored one rental property that had received CDBG rehabilitation funds in a prior year. There were no findings for this property. In PY 2009 a seven unit property was found to have some code violations and owners did not supply requested documents on

operations. In addition, the owners were in default on their loan repayments to the City. The owners continued to be in default and the City, as first lender, foreclosed on the property and became the owner on May 23, 2011. During PY 2011 a portion of the net rents collected were included in the program income reported in IDIS. Another portion of the rents were revenues to Gilroy's Housing Trust Fund in proportion to the funds from that source that were used in the rehabilitation of that property. The units remain affordable to low and very low income tenants.

## Lead-based Paint

Lead based paint requirements were stressed in program guidelines used in the Home Access program. Literature was made available at the City Building and Planning counters.

## HOUSING

HUD Table 2A - Five Year Housing Needs and Priorities

| Type of Occu-pancy | Type of Household    | Income     | Priority Need Level | Unmet Need By Households | 2011-2015 Consolidated Plan Goals (Housing Units) | Accomplished in 2011 | Five Years Cumu-lative |
|--------------------|----------------------|------------|---------------------|--------------------------|---|----------------------|------------------------|
| Renter             | Elderly              | 0-30% MFI  | High                | 146                      | 74  |                      | 48                     |
|                    |                      | 31-50% MFI | Medium              | 22                       | 22  | 13*                  | 13                     |
|                    |                      | 51-80% MFI | Medium              | 1                        | 1   |                      |                        |
|                    | Small Related        | 0-30% MFI  | High                | 405                      | 102   | 6* 9% 1^             | 95                     |
|                    |                      | 31-50% MFI | High                | 310                      | 27  |                      |                        |
|                    |                      | 51-80% MFI | High                | 180                      | 25  |                      |                        |
|                    | Large Related        | 0-30% MFI  | High                | 304                      | 102   |                      | 26                     |
|                    |                      | 31-50% MFI | High                | 410                      | 26  |                      |                        |
|                    |                      | 51-80% MFI | High                | 279                      | 20  |                      |                        |
|                    | All Other Households | 0-30% MFI  | High                | 58                       | 10  | 2#                   | 15                     |
|                    |                      | 31-50% MFI | Medium              | 68                       | 5   |                      |                        |
|                    |                      | 51-80% MFI | Medium              | 14                       | 5   |                      |                        |
| Owner              | Elderly              | 0-30% MFI  | High                | 109                      | 12  |                      | 2                      |
|                    |                      | 31-50% MFI | Medium              | 64                       | 27  | 1**                  | 6                      |
|                    |                      | 51-80% MFI | Medium              | 54                       | 12  |                      |                        |

|  |                          |               |                            |                                 |   |                             |                              |
|--|--------------------------|---------------|----------------------------|---------------------------------|---|-----------------------------|------------------------------|
|  | Small Related            | 0-30% MFI     | High                       | 80                              | 4   |                             |                              |
|  |                          | 31-50% MFI    | High                       | 170                             | 4   |                             | 1                            |
|  |                          | 51-80% MFI    | High                       | 200                             | 18  |                             | 6                            |
|  | Large Related            | 0-30% MFI     | High                       | 25                              | 4   |                             |                              |
|  |                          | 31-50% MFI    | High                       | 125                             | 14  |                             |                              |
|  |                          | 51-80% MFI    | High                       | 163                             | 26  |                             | 1                            |
|  | All Other Households     | 0-30% MFI     | High                       | 25                              | 2   |                             |                              |
|  |                          | 31-50% MFI    | Medium                     | 14                              | 2   |                             |                              |
| <b>Type of Occu-pancy</b>  | <b>Type of Household</b> | <b>Income</b> | <b>Priority Need Level</b> | <b>Unmet Need by Households</b> | <b>2011-2015 Consolidated Plan Goals</b><br>(Housing Units) | <b>Accomplished in 2011</b> | <b>Five Years Cumulative</b> |
|  |                          | 51-80% MFI    | High                       | 80                              | 5   |                             |                              |
| *Through Section 8 assistance **Through CDBG-funded Home Access Program # Through HOPWA housing subsidy %Through HPRP ^Through Our Place |                          |               |                            |                                 |   |                             |                              |
| <b>Total Housing Unit Goals</b>  |                          |               |                            |                                 | <b>537</b>  | <b>32</b>                   | <b>213</b>                   |
| <b>Section 215 Renter Goals</b>  |                          |               |                            |                                 | <b>419</b>  | <b>31</b>                   | <b>180</b>                   |

## Affordable Housing Completion Goals

HUD Table 3B charts the goals and 2011 accomplishments.

| <b>TABLE 3B ANNUAL AFFORDABLE HOUSING COMPLETION GOALS</b>   |  |  |   |                          |                          |                                     |
|--|--|--|---|--------------------------|--------------------------|-------------------------------------|
| <b>Grantee Name:</b><br>City of Gilroy<br>Program Year: 2011 | <b>Expected Annual Number of Units To Be Completed</b> | <b>Actual Annual Number of Units Completed</b> | <b>Resources used during the period</b> |                          |                          |                                     |
|  |  |  | <b>CDBG</b>                             | <b>HOME</b>              | <b>ESG</b>               | <b>HOPW</b>                         |
| <b>BENEFICIARY GOALS (Sec. 215 Only)</b>                     |  |  |   |                          |                          |                                     |
| Homeless households  | 4- HPRP<br>20- Section 8                               | 9- HPRP<br>6- Section 8<br>1- Our Place        | <input type="checkbox"/>                | <input type="checkbox"/> | <input type="checkbox"/> | <input type="checkbox"/>            |
| Non-homeless households                                      |  |  | <input type="checkbox"/>                | <input type="checkbox"/> | <input type="checkbox"/> | <input type="checkbox"/>            |
| Special needs households                                     |  | 13 – Sect. 8                                   | <input type="checkbox"/>                | <input type="checkbox"/> | <input type="checkbox"/> | <input type="checkbox"/>            |
| <b>Total Sec. 215 Beneficiaries*</b>                         | 24   | 29   | <input type="checkbox"/>                | <input type="checkbox"/> | <input type="checkbox"/> | <input type="checkbox"/>            |
| <b>RENTAL GOALS (Sec. 215 Only)</b>                          |  |  |   |                          |                          |                                     |
| Acquisition of existing units                                |  |  | <input type="checkbox"/>                | <input type="checkbox"/> |                          | <input type="checkbox"/>            |
| Production of new units                                      |  |  | <input type="checkbox"/>                | <input type="checkbox"/> |                          | <input type="checkbox"/>            |
| Rehabilitation of existing units                             | 5  | 0  | <input type="checkbox"/>                | <input type="checkbox"/> | <input type="checkbox"/> | <input type="checkbox"/>            |
| Rental Assistance  | 5- Deed restriction<br>2-HOPWA                         | 0- Deed restr.<br>2 HOPWA                      | <input type="checkbox"/>                | <input type="checkbox"/> |                          | <input checked="" type="checkbox"/> |
| <b>Total Sec.215 Affordable Rental</b>                       | 12   | 2  | <input type="checkbox"/>                | <input type="checkbox"/> | <input type="checkbox"/> | <input checked="" type="checkbox"/> |
| <b>HOME OWNER GOALS (Sec. 215 Only)</b>                      |  |  |   |                          |                          |                                     |
| Acquisition of existing units                                |  |  | <input type="checkbox"/>                | <input type="checkbox"/> |                          |                                     |
| Production of new units                                      | 24   | 0  | <input type="checkbox"/>                | <input type="checkbox"/> |                          |                                     |
| Rehabilitation of existing units                             | 9  | 1  | <input checked="" type="checkbox"/>     | <input type="checkbox"/> |                          |                                     |

|  |                     |                    |                                     |                          |                          |                                     |
|--|---------------------|--------------------|-------------------------------------|--------------------------|--------------------------|-------------------------------------|
| Homebuyer Assistance   | 24- BEGIN<br>7- HTF | 0- BEGIN<br>0- HTF | <input type="checkbox"/>            | <input type="checkbox"/> | <input type="checkbox"/> | <input type="checkbox"/>            |
| <b>Total 215 Affordable Owner</b>  | 24                  | 1                  | <input type="checkbox"/>            | <input type="checkbox"/> | <input type="checkbox"/> | <input type="checkbox"/>            |
| <b>COMBINED RENTAL<br/>AND OWNER GOALS<br/>(Sec. 215 Only)</b>             |                     |                    |                                     |                          |                          |                                     |
| Acquisition of existing units  |                     |                    | <input type="checkbox"/>            | <input type="checkbox"/> | <input type="checkbox"/> | <input type="checkbox"/>            |
| Production of new units  | 24                  | 0                  | <input type="checkbox"/>            | <input type="checkbox"/> | <input type="checkbox"/> | <input type="checkbox"/>            |
| Rehabilitation of existing units   | 14                  | 1                  | <input checked="" type="checkbox"/> | <input type="checkbox"/> | <input type="checkbox"/> | <input type="checkbox"/>            |
| Rental Assistance  | 31                  | 31                 | <input type="checkbox"/>            | <input type="checkbox"/> | <input type="checkbox"/> | <input checked="" type="checkbox"/> |
| Homebuyer Assistance   | 31                  | 0                  | <input type="checkbox"/>            | <input type="checkbox"/> | <input type="checkbox"/> | <input type="checkbox"/>            |
| <b>Combined Total Sec. 215 Goals*</b>                                      | 100                 | 32                 | <input checked="" type="checkbox"/> | <input type="checkbox"/> | <input type="checkbox"/> | <input checked="" type="checkbox"/> |
| <b>OVERALL HOUSING GOALS<br/>(Sec. 215 + Other Affordable<br/>Housing)</b> |                     |                    |                                     |                          |                          |                                     |
| Annual Rental Housing Goal   | 36                  | 31                 | <input type="checkbox"/>            | <input type="checkbox"/> | <input type="checkbox"/> | <input checked="" type="checkbox"/> |
| Annual Owner Housing Goal  | 64                  | 1                  | <input checked="" type="checkbox"/> | <input type="checkbox"/> | <input type="checkbox"/> | <input type="checkbox"/>            |
| <b>Total Overall Housing Goal</b>  | 100                 | 32                 | <input checked="" type="checkbox"/> | <input type="checkbox"/> | <input type="checkbox"/> | <input checked="" type="checkbox"/> |

4 Homeless Households were expected to be assisted through Homeless Prevention and Rapid Re-housing (HPRP) made available to St. Joseph's Family Services directly from HUD. An additional 20 homeless households were expected to receive Section 8 certificates out of the 200 that are reserved countywide for the chronically homeless by the Housing Authority of Santa Clara County.

*These two programs were no longer available after the first quarter of the program year, so the numbers were much less than planned.*

26 SROs designated for homeless and mentally ill homeless individuals were expected to be under construction but not completed in PY 2011, so these numbers are not counted here.

It was expected that rental assistance would be provided for 2 units for individuals with HIV/AIDS through countywide HOPWA funds and that 5 units would become available through a deed restriction limiting rents on 5 units to be rehabilitated through the City's Housing Trust Fund.

*The HOPWA goal was met; the City Council in July 2011 acted to limit the budget of the Housing Trust Fund due to decreased revenues in that fund, and as a result no units were rehabilitated.*

9 dwellings were to be made accessible for 9 very low income disabled households through CDBG funds.

*Only one unit was completed due to decreased program staffing. Two more units were in progress.*

The completion of construction on the second through fourth buildings at Alexander Place, funded through state funds guaranteed by the City, was expected to produce 24 townhomes affordable to low income families.

*Due to a delay in construction these units were not completed.*

The City's Housing Trust Fund, leveraging from the Housing Trust of Santa Clara County and the BEGIN grant from the state was expected to provide down payment assistance to 31 low income households. The BEGIN funds were to be used for purchase of the 24 townhomes at Alexander Place.

*The City Council in July 2011 acted to limit the budget of the Housing Trust Fund due to decreased revenues in that fund, and as a result the homebuyer program was not funded in 2011.*

*Due to a delay in construction BEGIN units were not completed.*

Two properties were counted twice in the total figures. Rental rehabilitation was to provide 5 rehabilitated units that would also be counted as rental assistance because of deed restrictions.

Alexander Place was to produce 24 new low income ownership homes for which down payment assistance was provided to 24 low income buyers through a separate funding source.

### **Public Housing Strategy**

Sunset Gardens was the only public housing property in Gilroy. During PY 2011 it was converted it to project based rental assistance, and extensive remodeling was completed.

**Properties at Risk of Losing Affordability**  
**Status as of 6/30/11**

| <b>Rental complex</b> | <b>Population Served</b> | <b>Type of restriction</b>        | <b>Number of affordable units</b> | <b>Expiration date</b> |
|-----------------------|--------------------------|-----------------------------------|-----------------------------------|------------------------|
| Lilly Gardens         | General                  | Contract Section 8                | 84                                | 4/30/28                |
| Parkview Apartments   | Families                 | Contract Section 8 annual renewal | 45                                | 3/31/13                |
| Plum Tree             | Senior                   | Contract Section 8 5-year renewal | 70                                | 7/31/13                |
| Villa Esperanza       | Disabled                 | Project based subsidies           | 20                                | 7/14/20                |
| Gilroy Apartments     | General                  | Contract Section 8 5-year renewal | 22                                | 1/1/13                 |

**Barriers to Affordable Housing**  
**See Goal #1.**

**Neighborhood Revitalization Strategy Area**

The Neighborhood Revitalization Strategy Area (NRSA) was initially recognized by HUD in 1998.

**CDBG Expenditures**

During Program Year 2011 \$490,366 of the \$644,170 in CDBG funds and all of the \$131,852 in CDBG-R funds were spent in Census Tract 5126.01 for capital projects and services as follows:

**Capital Projects**

|   |   |           |
|---|---|-----------|
| Tenth Street Overpass                             | : | \$ 3,301  |
| ADA work San Ysidro Park & Youth Center           |   | \$164,659 |
| Other improvements San Ysidro Park & Youth Center |   | \$170,000 |
| CDBG-R  |   | \$131,852 |

**Code Enforcement**

|                                     |  |          |
|-------------------------------------|--|----------|
| Housing code and blight eradication |  | \$13,500 |
|-------------------------------------|--|----------|

## **Services Provided by Community Based Development Organizations**

|   |          |
|---|----------|
| Art For Life!                                       | \$ 6,500 |
| St. Joseph's Family Services Employments Services   | \$40,000 |
| Mexican American Community Services Summer Day Camp | \$40,660 |

## **Services Primarily for NRSA Youth (under regular public services category)**

|   |          |
|---|----------|
| Gilroy Youth Center                         | \$40,000 |
| Gilroy Aquatics Program (free swim lessons) | \$ 4,400 |

## **Other City Expenditures**

### Services:

The Downtown Streets Team funded from Gilroy's Housing Trust in the amount of \$35,000, provided clean-ups of the sidewalks and problem areas, at the same time a providing an opportunity for homeless individuals to transition from homelessness and into jobs.

### Capital Projects:

General Funds committed to Tenth Street Overpass \$120,000

General Funds committed to San Ysidro Park Improvements \$416,481

Sixth Street Improvements between Egleberry St. and Railroad Ave. including underground utilities, pavement, sidewalks, street lights, landscaping and a parking lot were funded by a non-CDBG federal grant.

A private donation provided accessibility improvements to the arts building at the Cultural Center site which housed community art programs including the Art For Life activity #380 funded through CDBG.

## **Health and Wellness Activities**

Health statistics for the NRSA show a high risk of diabetes among the residents. A number of health and wellness activities were targeted to this area in PY 2011.

A well-attended Community Health Fair, sponsored by the South County Collaborative, was held at Rebekah Children's Services in the fall. Along with health providers, the Mexican Consulate was present at this event to help with immigration questions.

The South County Collaborative's Health Committee offered health workshops.

The Community Garden conducted ongoing activities and became the site of a weekly farmer's market in fall of 2011 and spring of 2012.

There were several produce distribution sites in the neighborhoods sponsored by the Second Harvest Food Bank and local partners.

Proyecto Movimiento offered free and inexpensive classes such as Zumba at the MACSA building which drew a large number of residents who had not participated in such activities in the past.

Additional Health and Wellness organizations found in the NRSA:

- RotoCare is still providing a free clinic in the NRSA at 7861 Murray Ave.
- Community Solutions domestic violence, mental health & driving under the influence programs, 6980 Chestnut St.
- Rebekah Children's Services – community mental health 290 IOOF
- Social Service Agency – South County, 379 Tomkins Ct.
- Salvation Army – 200 5<sup>th</sup> St. – has free meals and showers
- Gilroy Family Resource Center Narcotic Anonymous Groups 379 Tomkins Ct.
- Gardner South County medical and dental clinics 7526 Monterey St.
- Valley Medical Mobile Dental Clinic between 1<sup>st</sup> and Leavesley on Monterey St.
- School Health Clinic – Gilroy Neighborhood Health Clinic 7861 Murray Ave.
- Long Term Care Facility – Gilroy Healthcare & Rehabilitation Center 8170 Murray Ave.
- Gilroy Compassion Center – 8425 Monterey St. – day services, showers
- Gilroy Family Resource Center is on the border of the NRSA at 8833 Monterey Rd.

### **Educational**

- GUSD Gilroy Adult Education – ESL, High School Diploma, GED preparation, basic computer class, free for homeless persons– 7881 Murray Ave. 848-7149
- Gavilan College Computer Technology Center – ESL classes 846-7502
- HeadStart Preschool – 7871 Murray Ave.
- HOPE Rehabilitation Services – job training, counseling and community living for developmentally disabled 8855 Murray Ave.

### **Cultural**

The Arts Alliance has a long term lease of the future cultural center site where the community garden is located. The Art for Life! program was conducted here. The Limelight Theater also operates out of this building. This is called the Gilroy Center for the Arts.

Pintello Comedy Theater – Gilroy Grange Hall 8191 Swanston Lane

The Si Se Puede! Learning Center afterschool program for children K-5<sup>th</sup> grade operates in the Gilroy Apartments located in the NRSA. This site is one of those in the NRSA where produce from the Second Harvest Food Bank is delivered.

The newly constructed Gilroy Library is on the border of the NRSA, 350 W. 6<sup>th</sup> St.

**Leveraging Resources:  
Non-Profit Agency - Funding Resources Program Year 2011**

| <b>AGENCY</b>                        | <b>FUNDING SOURCE</b>                             | <b>AMOUNT</b> | <b>PROGRAM DESCRIPTION</b>                                |
|--------------------------------------|---|---------------|---|
| <b>Catholic Charities</b>            |   |               | <b>Day Break Respite &amp; Caregiver Support Services</b> |
|                                      | Catholic Charities                                | \$13,275.00   |   |
|                                      | Individual Contributions                          | \$2,168.00    |   |
| <b>Chamberlain's Day Center</b>      |   |               | <b>Chamberlain's GUSD School Linkage Program</b>          |
|                                      |   | \$4,500.00    |   |
| <b>City of Gilroy</b>                |   |               | <b>Gilroy Youth Center</b>                                |
|                                      | City of Gilroy General Fund                       | \$63,684      |   |
|                                      | Fund in Memory of John Garcia                     | \$200.00      |   |
|                                      | Gilroy Rotary Club                                | \$1,000.00    |   |
|                                      | Chevy's Fundraiser                                | \$145.00      |   |
|                                      |   | \$0.00        | <b>Gilroy Swim Lessons Scholarship</b>                    |
| <b>Community Solutions</b>           |   |               | <b>La Isla Pacifica</b>                                   |
|                                      | Contributions                                     | \$11,729.00   |   |
|                                      | Special Events                                    | \$11,828.00   |   |
|                                      | Private Grants                                    | \$92,451.00   |   |
|                                      | DV Batterer's Fee                                 | \$29,474.00   |   |
|                                      | CDBG/FEMA   | \$34,946.50   |   |
|                                      | SSA   | \$111,710.00  |   |
| <b>Community Technology Alliance</b> |   |               | <b>Homeless Management Information System</b>             |
|                                      | HUD   | \$4,677.23    |   |
|                                      | Other Local Jurisdictions                         | \$883.07      |   |
|                                      | Other Cash Match                                  | \$110.98      |   |
| <b>Emergency Housing Consortium</b>  |   |               |   |
|                                      | County of Santa Clara Social Services - Gen. Fund | \$36,376      |   |
|                                      | City of Morgan Hill                               | \$8,811       |   |

| AGENCY                                 | FUNDING SOURCE                            | AMOUNT      | PROGRAM DESCRIPTION          |
|--|---|-------------|------------------------------|
| Emergency Housing Consortium continued | County of Santa Clara - MHD               | \$62,400    |                              |
|  | Rental Fees                               | \$146,701   |                              |
|  | Miscellaneous Income                      | \$54,056    |                              |
| <b>Health Trust</b>                    |   |             |                              |
|  |   |             | <b>Meals on Wheels</b>       |
|  | Individual Donations                      | \$51,005.00 |                              |
|  | Santa Clara County Social Services Agency | \$42,188.00 |                              |
|  | Mercury News Wishbook                     | \$15,000.00 |                              |
|  | Hugh Stuart Center Charitable Trust       | \$5,000.00  |                              |
|  | Stella B. Goss Charitable Trust           | \$5,000.00  |                              |
|  | Client Contributions                      | \$12.00     |                              |
|  | SCAN Health Plan                          | \$5,000.00  |                              |
|  | CareMore Foundation                       | \$3,000.00  |                              |
|  | Gilroy Foundation                         | \$1,000.00  |                              |
| <b>Live Oak Adult Day Services</b>     |   |             |                              |
|  |   |             | <b>Adult Day Care/Gilroy</b> |
|  | County of Santa Clara - SSA               | \$6,400.25  |                              |
|  | Nelson Fund                               | \$800.00    |                              |
|  | Other Foundations                         | \$2,950.00  |                              |
|  | Council on Aging                          | \$39,279.69 |                              |
|  | United Way                                | \$13,835.68 |                              |
|  | Individuals & Clubs                       | \$8,693.10  |                              |
|  | Program Service Fees                      | \$76,171.12 |                              |
|  | State of CA (meals reimb.)                | \$11,679.90 |                              |
| <b>MACSA</b>                           |   |             |                              |
|  |   |             | <b>Summer Day CAMP 2011</b>  |
|  | GUSD Power School                         | \$55,000.00 |                              |
|  | SCC General Fund                          | \$13,639.00 |                              |
| <b>Project Sentinel</b>                |   |             |                              |
|  |   |             | <b>Fair Housing</b>          |
|  | FHIP in Gilroy                            | \$4,000.00  |                              |
|  |   |             |                              |
|  |   |             |                              |
| AGENCY                                 | FUNDING SOURCE                            | AMOUNT      | PROGRAM DESCRIPTION          |

|   |                                     |               |   |
|---|-------------------------------------|---------------|---|
| <b>Project Sentinel continued</b>               | Santa Clara C. DRPA in Gilroy       | \$4,000.00    | Tenant / Landlord                             |
|   |                                     |               |   |
|   | Citibank                            | \$3,000.00    | Foreclosure Prevention Counseling             |
|   |                                     |               |   |
| <b>St. Joseph's Family Center</b>               |                                     |               | Art for Life!                                 |
|   | Private Donations                   | \$4,100.00    |   |
|   |                                     |               |   |
|   |                                     |               | Employment Services                           |
|   | United Way                          | \$40,000.00   |   |
|   | Sobrato Family Foundation           | \$10,000.00   |   |
|   | Private Donations                   | \$7,052.00    |   |
|   | HUD                                 | \$2,948.00    |   |
|   |                                     |               |   |
| <b>AGENCY</b>                                   | <b>FUNDING SOURCE</b>               | <b>AMOUNT</b> | <b>PROGRAM DESCRIPTION</b>                    |
|   |                                     |               | Gilroy Street Team                            |
|   | Hurlburt-Johnson Foundation         | \$5,300.00    |   |
|   | Private Donations                   | \$6,289.00    |   |
|   | United Way                          | \$10,000.00   |   |
|   |                                     |               | Housing & Family Services                     |
|   | Housing Trust of SCC                | \$25,000.00   |   |
|   | County of Santa Clara               | \$38,000.00   |   |
|   | Silicon Valley Community Foundation | \$8,222.00    |   |
|   | FEMA                                | \$5,229.00    |   |
|   | United Way - EAN                    | \$13,250.00   |   |
|   | Private Donations                   | \$20,000.00   |   |
|   |                                     |               |   |
| <b>Silicon Valley Independent Living Center</b> |                                     |               | Housing Program for Persons with Disabilities |
|   | Title VII C                         | \$17,645.00   |   |
|   | County of Santa Clara               | \$5,000.00    |   |
|   |                                     |               |   |

| AGENCY               | FUNDING SOURCE                    | AMOUNT        | PROGRAM DESCRIPTION      |
|----------------------|-----------------------------------|---------------|--------------------------|
| South County Housing |                                   |               | Neighborhood Development |
|                      | Community Economics Non Profit    | \$2,000       |                          |
|                      | Miscellaneous Small Contributions | \$3,050       |                          |
|                      |                                   |               |                          |
|                      | Federal McKinney Act Funds        | \$91,011.00   | Housing Development      |
|                      | State/Gilroy RDLP                 | \$73,000      |                          |
|                      | Sobrato Apartments                | \$300,000     |                          |
|                      |                                   |               |                          |
|                      |                                   | <b>Total:</b> | <b>\$1,744,875.52</b>    |

## Reports from HUD Integrated Disbursement & Information System

These reports follow:

Financial Summary Report (PR26)

CDBG Performance Profile (PR54)

CDBG-R Performance Profile (PR24)

Summary of Consolidated Plan Projects for Report Year 2011 (PR06)



Summary of CDBG Activities (PR03)

Summary of CDBG-R Activities (PR03)

Other Reports

EEO-4

Outreach documentation



**PART I: SUMMARY OF CDBG RESOURCES**

|  |              |
|--|--------------|
| 01 UNEXPENDED CDBG FUNDS AT END OF PREVIOUS PROGRAM YEAR   | 576,196.29   |
| 02 ENTITLEMENT GRANT   | 444,740.00   |
| 03 SURPLUS URBAN RENEWAL   | 0.00         |
| 04 SECTION 108 GUARANTEED LOAN FUNDS   | 0.00         |
| 05 CURRENT YEAR PROGRAM INCOME - INCLUDES 4611.54 RECORDED FOR PY11 - EXCLUDES 480 RECEIVED PY 12 FOR PY11 | 44,153.54    |
| 06 RETURNS   | 0.00         |
| 07 ADJUSTMENT TO COMPUTE TOTAL AVAILABLE   | 0.00         |
| 08 TOTAL AVAILABLE (SUM, LINES 01-07)  | 1,065,089.83 |

**PART II: SUMMARY OF CDBG EXPENDITURES**

|  |            |
|--|------------|
| 09 DISBURSEMENTS OTHER THAN SECTION 108 REPAYMENTS AND PLANNING/ADMINISTRATION | 550,533.91 |
| 10 ADJUSTMENT TO COMPUTE TOTAL AMOUNT SUBJECT TO LOW/MOD BENEFIT               | 0.00       |
| 11 AMOUNT SUBJECT TO LOW/MOD BENEFIT (LINE 09 + LINE 10)                       | 550,533.91 |
| 12 DISBURSED IN IDIS FOR PLANNING/ADMINISTRATION                               | 93,361.45  |
| 13 DISBURSED IN IDIS FOR SECTION 108 REPAYMENTS                                | 0.00       |
| 14 ADJUSTMENT TO COMPUTE TOTAL EXPENDITURES                                    | 0.00       |
| 15 TOTAL EXPENDITURES (SUM, LINES 11-14)                                       | 643,895.36 |
| 16 UNEXPENDED BALANCE (LINE 08 - LINE 15)                                      | 421,194.47 |

**PART III: LOW/MOD BENEFIT THIS REPORTING PERIOD**

|  |            |
|--|------------|
| 17 EXPENDED FOR LOW/MOD HOUSING IN SPECIAL AREAS | 0.00       |
| 18 EXPENDED FOR LOW/MOD MULTI-UNIT HOUSING       | 0.00       |
| 19 DISBURSED FOR OTHER LOW/MOD ACTIVITIES        | 550,033.91 |
| 20 ADJUSTMENT TO COMPUTE TOTAL LOW/MOD CREDIT    | 0.00       |
| 21 TOTAL LOW/MOD CREDIT (SUM, LINES 17-20)       | 550,033.91 |
| 22 PERCENT LOW/MOD CREDIT (LINE 21/LINE 11)      | 100.00%    |

**LOW/MOD BENEFIT FOR MULTI-YEAR CERTIFICATIONS**

|   |                  |
|---|------------------|
| 23 PROGRAM YEARS(PY) COVERED IN CERTIFICATION                         | PY: 2011 PY: PY: |
| 24 CUMULATIVE NET EXPENDITURES SUBJECT TO LOW/MOD BENEFIT CALCULATION | 0.00             |
| 25 CUMULATIVE EXPENDITURES BENEFITTING LOW/MOD PERSONS                | 0.00             |
| 26 PERCENT BENEFIT TO LOW/MOD PERSONS (LINE 25/LINE 24)               | 0.00%            |

**PART IV: PUBLIC SERVICE (PS) CAP CALCULATIONS**

|   |             |
|---|-------------|
| 27 DISBURSED IN IDIS FOR PUBLIC SERVICES  | 155,368.40  |
| 28 PS UNLIQUIDATED OBLIGATIONS AT END OF CURRENT PROGRAM YEAR                       | 0.00        |
| 29 PS UNLIQUIDATED OBLIGATIONS AT END OF PREVIOUS PROGRAM YEAR                      | 0.00        |
| 30 ADJUSTMENT TO COMPUTE TOTAL PS OBLIGATIONS - PUBLIC SERVICES PERFORMED BY CBDO'S | (87,160.40) |



|   |            |
|---|------------|
| 31 TOTAL PS OBLIGATIONS (LINE 27 + LINE 28 - LINE 29 + LINE 30) | 68,208.00  |
| 32 ENTITLEMENT GRANT  | 444,740.00 |
| 33 PRIOR YEAR PROGRAM INCOME                                    | 13,919.45  |
| 34 ADJUSTMENT TO COMPUTE TOTAL SUBJECT TO PS CAP                | 0.00       |
| 35 TOTAL SUBJECT TO PS CAP (SUM, LINES 32-34)                   | 458,659.45 |
| 36 PERCENT FUNDS OBLIGATED FOR PS ACTIVITIES (LINE 31/LINE 35)  | 14.87%     |

**PART V: PLANNING AND ADMINISTRATION (PA) CAP**

|  |            |
|--|------------|
| 37 DISBURSED IN IDIS FOR PLANNING/ADMINISTRATION               | 93,361.45  |
| 38 PA UNLIQUIDATED OBLIGATIONS AT END OF CURRENT PROGRAM YEAR  | 0.00       |
| 39 PA UNLIQUIDATED OBLIGATIONS AT END OF PREVIOUS PROGRAM YEAR | 0.00       |
| 40 ADJUSTMENT TO COMPUTE TOTAL PA OBLIGATIONS                  | 0.00       |
| 41 TOTAL PA OBLIGATIONS (LINE 37 + LINE 38 - LINE 39 +LINE 40) | 93,361.45  |
| 42 ENTITLEMENT GRANT   | 444,740.00 |
| 43 CURRENT YEAR PROGRAM INCOME                                 | 44,153.54  |
| 44 ADJUSTMENT TO COMPUTE TOTAL SUBJECT TO PA CAP               | 0.00       |
| 45 TOTAL SUBJECT TO PA CAP (SUM, LINES 42-44)                  | 488,893.54 |
| 46 PERCENT FUNDS OBLIGATED FOR PA ACTIVITIES (LINE 41/LINE 45) | 19.10%     |

**LINE 17 DETAIL: ACTIVITIES TO CONSIDER IN DETERMINING THE AMOUNT TO ENTER ON LINE 17**

Report returned no data.

**LINE 18 DETAIL: ACTIVITIES TO CONSIDER IN DETERMINING THE AMOUNT TO ENTER ON LINE 18**

Report returned no data.

**LINE 19 DETAIL: ACTIVITIES INCLUDED IN THE COMPUTATION OF LINE 19**

| Plan Year | IDIS Project | IDIS Activity | Voucher | Activity Name                           | Matrix | National | Drawn Amount |
|-----------|--------------|---------------|---------|---|--------|----------|--------------|
| 2006      | 2            | 247           | 5449154 | REMOVAL OF ARCHITECTURAL BARRIERS       | 03     | LMC      | \$6,589.33   |
| 2011      | 5            | 375           | 5395077 | HOUSING REHABILITATION ADMINISTRATION   | 14H    | LMH      | \$19,953.24  |
| 2011      | 5            | 375           | 5403398 | HOUSING REHABILITATION ADMINISTRATION   | 14H    | LMH      | \$2,000.12   |
| 2011      | 5            | 375           | 5456995 | HOUSING REHABILITATION ADMINISTRATION   | 14H    | LMH      | \$14,018.07  |
| 2011      | 6            | 376           | 5395077 | HOME ACCESS PROGRAM                     | 14A    | LMH      | \$7,346.00   |
| 2011      | 8            | 372           | 5456995 | Aquatics Program - City of Gilroy       | 05D    | LMC      | \$4,500.00   |
| 2011      | 10           | 374           | 5395077 | COMMUNITY YOUTH CENTER - CITY OF GILROY | 05D    | LMC      | \$20,000.00  |
| 2011      | 10           | 374           | 5456995 | COMMUNITY YOUTH CENTER - CITY OF GILROY | 05D    | LMC      | \$20,000.00  |
| 2011      | 11           | 383           | 5456995 | SCHOOL LINKAGE PROGRAM - CHAMBERLAIN'S  | 05D    | LMC      | \$7,208.00   |
| 2011      | 12           | 381           | 5395077 | THE HEALTH TRUST - MEALS ON WHEELS      | 05A    | LMC      | \$3,748.00   |
| 2011      | 12           | 381           | 5456995 | THE HEALTH TRUST - MEALS ON WHEELS      | 05A    | LMC      | \$2,752.00   |
| 2011      | 13           | 382           | 5395077 | ADULT DAY CARE SERVICE - LIVE OAK       | 05A    | LMC      | \$5,433.78   |
| 2011      | 13           | 382           | 5456995 | ADULT DAY CARE SERVICE - LIVE OAK       | 05A    | LMC      | \$4,566.22   |
| 2011      | 4            | 379           | 5395077 | NRSA SUMMER DAY CAMP - MACSA            | 05L    | LMC      | \$40,660.40  |
| 2011      | 2            | 377           | 5395077 | CODE ENFORCEMENT                        | 15     | LMA      | \$6,500.00   |
| 2011      | 2            | 377           | 5456995 | CODE ENFORCEMENT                        | 15     | LMA      | \$6,500.00   |
| 2011      | 3            | 378           | 5395077 | NRSA EMPLOYMENT SERVICES - ST. JOSEPH'S | 05     | LMC      | \$25,684.64  |
| 2011      | 3            | 378           | 5456995 | NRSA EMPLOYMENT SERVICES - ST. JOSEPH'S | 05     | LMC      | \$14,315.36  |

|              |    |     |         |                              |     |     |                            |
|--------------|----|-----|---------|------------------------------|-----|-----|----------------------------|
| 2011         | 14 | 380 | 5395077 | ART FOR LIFE!                | 05D | LMC | \$5,314.45                 |
| 2011         | 14 | 380 | 5456995 | ART FOR LIFE!                | 05D | LMC | \$1,185.55                 |
| 2011         | 1  | 370 | 5395077 | SAN YSIDRO PARK YOUTH CENTER | 03D | LMC | \$101,635.08               |
| 2011         | 1  | 370 | 5403398 | SAN YSIDRO PARK YOUTH CENTER | 03D | LMC | \$145,314.40               |
| 2011         | 1  | 370 | 5456995 | SAN YSIDRO PARK YOUTH CENTER | 03D | LMC | \$84,809.27                |
| <b>Total</b> |    |     |         |                              |     |     | <b><u>\$550,033.91</u></b> |



**CDBG Community Development Block Grant Performance Profile**

PR54 - GILROY, CA

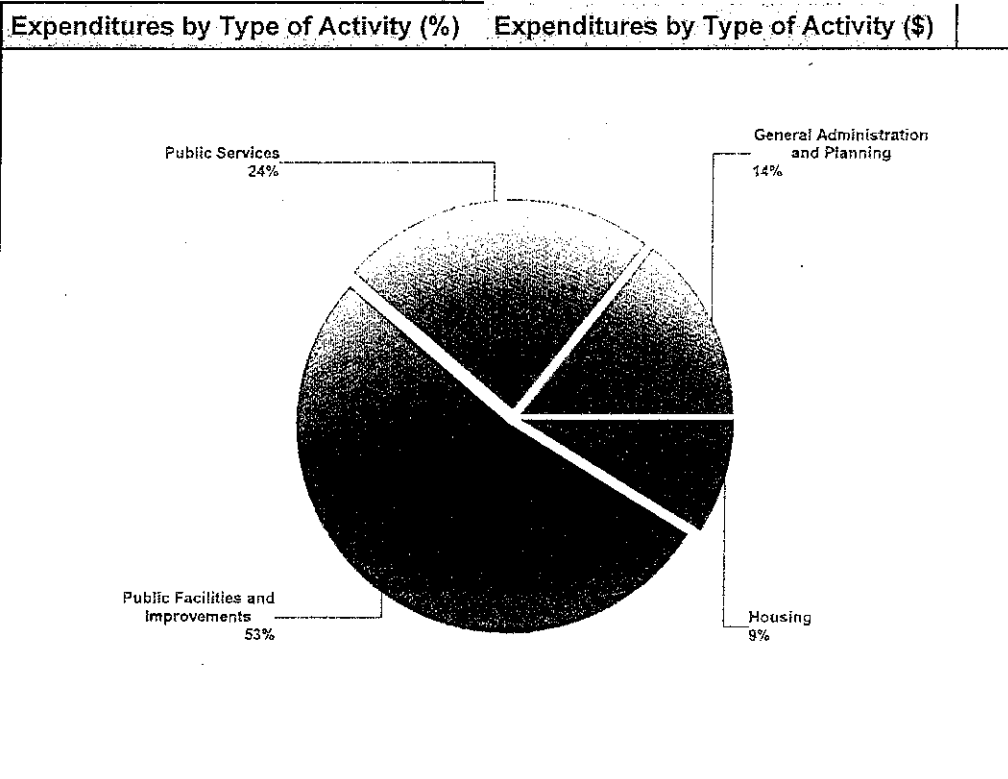
Program Year From 07-01-2011 To 06-30-2012

**Program Year 2011 Funds**

|  |                     |
|--|---------------------|
| 2011 CDBG Allocation                             | \$444,740.00        |
| Program Income Received During Program Year 2011 | \$44,153.54         |
| <b>Total Available<sup>1</sup></b>               | <b>\$488,893.54</b> |

**Expenditures<sup>2</sup>**

| Type of Activity                    | Expenditure         | Percentage     |
|-------------------------------------|---------------------|----------------|
| Housing                             | \$56,817.43         | 8.82%          |
| Public Facilities and Improvements  | \$338,348.08        | 52.55%         |
| Public Services                     | \$155,368.40        | 24.13%         |
| General Administration and Planning | \$93,361.45         | 14.50%         |
| <b>Total</b>                        | <b>\$643,895.36</b> | <b>100.00%</b> |



**Timeliness**

Timeliness Ratio - unexpended funds as percent of 2011 allocation 1.34



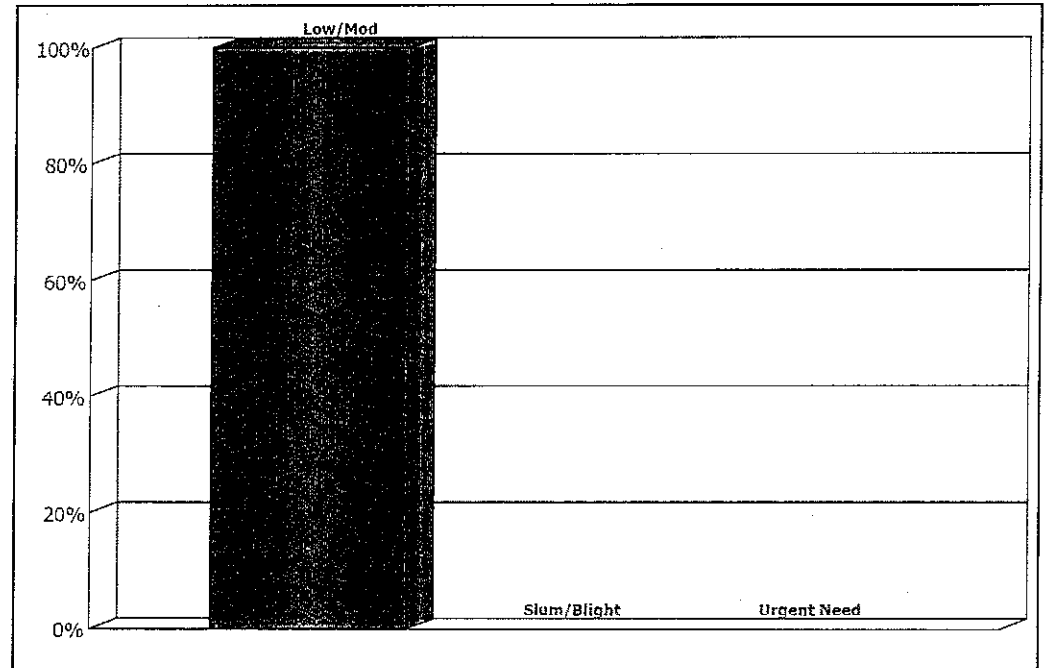
**CDBG Community Development Block Grant Performance Profile**

PR54 - GILROY, CA

Program Year From 07-01-2011 To 06-30-2012

**Program Targeting**

|  |              |
|--|--------------|
| 1 -Percentage of Expenditures Assisting Low- and Moderate-Income Persons and Households Either Directly or On an Area Basis <sup>3</sup>               | 100.00%      |
| 2 -Percentage of Expenditures That Benefit Low/Mod Income Areas  | 2.45%        |
| 3 -Percentage of Expenditures That Aid in The Prevention or Elimination of Slum or Blight  | 0.00%        |
| 4 -Percentage of Expenditures Addressing Urgent Needs  | 0.00%        |
| 5 -Funds Expended in Neighborhood (Community For State) Revitalization Strategy Areas and by Community Development Financial Institution.              | \$432,419.15 |
| 6 -Percentage of Funds Expended in Neighborhood (Community For State) Revitalization Strategy Areas and by Community Development Financial Institution | 78.55%       |





**CDBG Community Development Block Grant Performance Profile**

PR54 - GILROY, CA

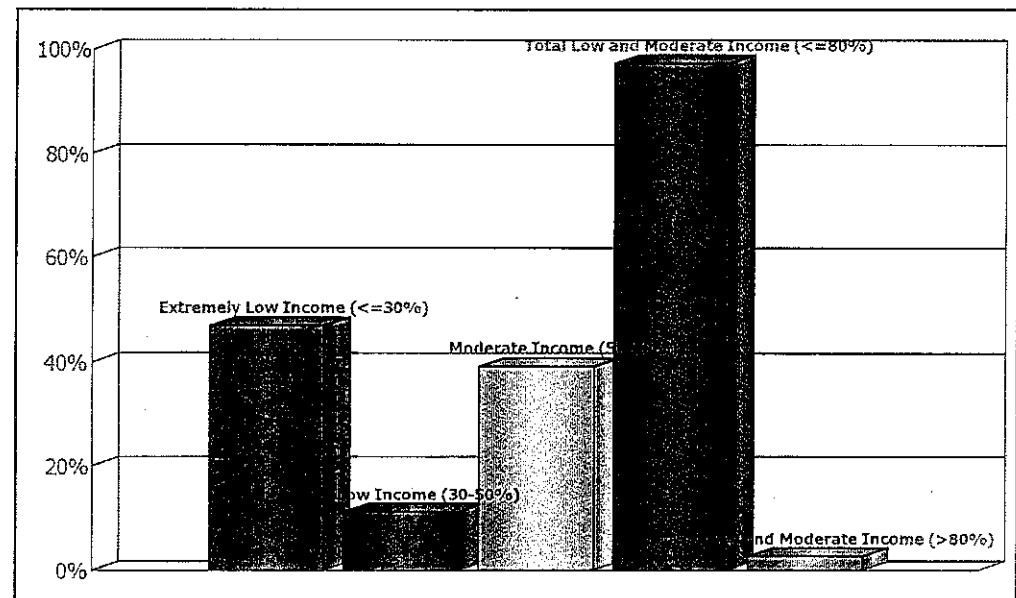
Program Year From 07-01-2011 To 06-30-2012

**CDBG Beneficiaries by Racial/Ethnic Category<sup>4</sup>**

| Race  | Total  | Hispanic |
|---|--------|----------|
| White   | 37.17% | 31.45%   |
| Black/African American                            | 2.52%  | 0.00%    |
| Asian   | 0.99%  | 0.00%    |
| American Indian/Alaskan Native                    | 0.66%  | 0.79%    |
| Native Hawaiian/Other Pacific Islander            | 0.22%  | 0.00%    |
| American Indian/Alaskan Native & White            | 0.11%  | 0.13%    |
| Asian & White                                     | 0.66%  | 0.00%    |
| Black/African American & White                    | 0.00%  | 0.00%    |
| Amer. Indian/Alaskan Native & Black/African Amer. | 0.22%  | 0.00%    |
| Other multi-racial                                | 57.46% | 67.63%   |
| Asian/Pacific Islander (valid until 03-31-04)     | 0.00%  | 0.00%    |
| Hispanic (valid until 03-31-04)                   | 0.00%  | 0.00%    |

**Income of CDBG Beneficiaries**

| Income Level                          | Percentage |
|---------------------------------------|------------|
| Extremely Low Income (<=30%)          | 46.93%     |
| Low Income (30-50%)                   | 11.18%     |
| Moderate Income (50-80%)              | 39.25%     |
| Total Low and Moderate Income (<=80%) | 97.37%     |
| Non Low and Moderate Income (>80%)    | 2.63%      |





**CDBG Community Development Block Grant Performance Profile**

PR54 - GILROY, CA

Program Year From 07-01-2011 To 06-30-2012

| <b>Accomplishment</b>   | <b>Number</b>       |
|---|---------------------|
| Actual Jobs Created or Retained   | 0                   |
| Households Receiving Housing Assistance                                       | 1                   |
| Persons Assisted Directly, Primarily By Public Services and Public Facilities | 911                 |
| Persons for Whom Services and Facilities were Available                       | 17,210 <sup>5</sup> |
| Units Rehabilitated-Single Units  | 1                   |
| Units Rehabilitated-Multi Unit Housing  | 0                   |

**Funds Leveraged for Activities Completed**                      **\$312,136.61**

**Notes**


1 Also, additional funds may have been available from prior years.

2 The return of grant funds is not reflected in these expenditures.

3 Derived by dividing annual expenditures for low-and moderate-income activities by the total expenditures for all activities (excluding planning and administration, except when State planning activities have a national objective) during the program year.

4 For entitlement communities, these data are only for those activities that directly benefit low- and moderate-income persons or households. They do not include data for activities that provide assistance to low- and moderate-income persons on an area basis, activities that aid in the prevention and elimination of slums and blight, and activities that address urgent needs. For states, these data are reported for all activities that benefit low- and moderate-income persons or households, aid in the prevention and elimination of slums and blight, and address urgent needs.

5 This number represents the total number of persons/households for whom services/facilities were available for [in many cases] multiple area benefit activities as reported by grantees. A service or facility meeting the national objective of benefiting low- and moderate-income persons on an area basis is available to all residents of the area served by the activity. If one or more activities had the same or overlapping service areas, the number of persons served by each activity was used to calculate the total number served; e.g., if two activities providing different services had the same service area, the number of persons in the service area would be counted twice; once for each activity.



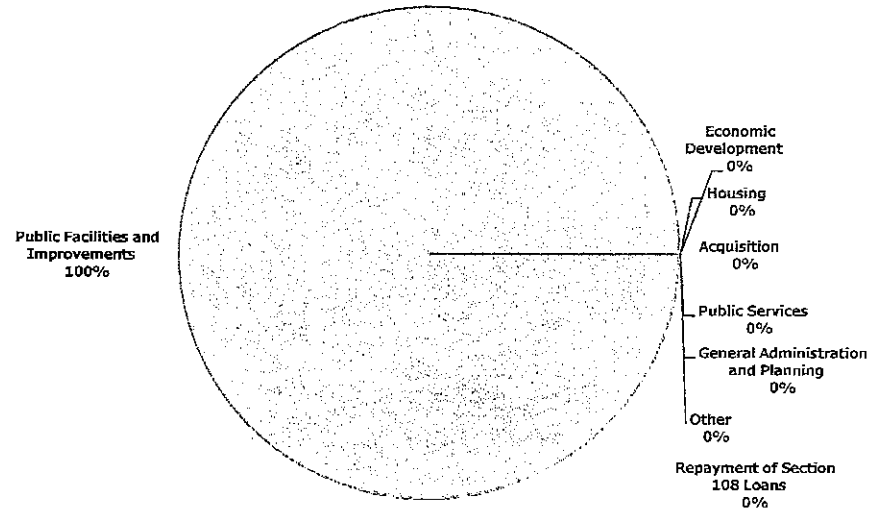
**Program Funds**

|                                     |                     |
|-------------------------------------|---------------------|
| CDBG-R Allocation                   | \$131,852.00        |
| Program Income Received             | \$0.00              |
| <b>Total Available <sup>1</sup></b> | <b>\$131,852.00</b> |

**Expenditures <sup>2</sup>**

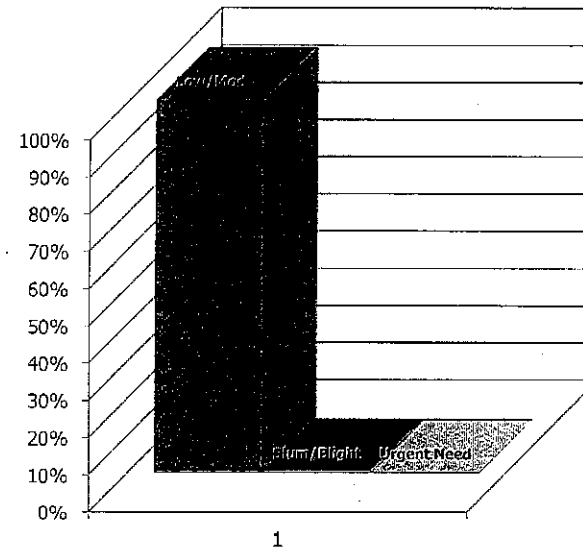
| Type of Activity                    | Expenditure         | Percentage     |
|-------------------------------------|---------------------|----------------|
| Acquisition                         | \$0.00              | 0.00%          |
| Economic Development                | \$0.00              | 0.00%          |
| Housing                             | \$0.00              | 0.00%          |
| Public Facilities and Improvements  | \$131,852.00        | 100.00%        |
| Public Services                     | \$0.00              | 0.00%          |
| General Administration and Planning | \$0.00              | 0.00%          |
| Other                               | \$0.00              | 0.00%          |
| Repayment of Section 108 Loans      | \$0.00              | 0.00%          |
| <b>Total</b>                        | <b>\$131,852.00</b> | <b>100.00%</b> |

**Expenditures by Type of Activity (%)**



**Program Targeting**

|  |              |
|--|--------------|
| 1 -Percentage of Expenditures Assisting Low- and Moderate-Income Persons and Households Either Directly or On an Area Basis                            | 100.00%      |
| 2 -Percentage of Expenditures That Benefit Low/Mod Income Areas  | 0.00%        |
| 3 -Percentage of Expenditures That Aid in The Prevention or Elimination of Slum or Blight  | 0.00%        |
| 4 -Percentage of Expenditures Addressing Urgent Needs  | 0.00%        |
| 5 -Funds Expended in Neighborhood (Community for State) Revitalization Strategy Areas and by Community Development Financial Institution.              | \$131,852.00 |
| 6 -Percentage of Funds Expended in Neighborhood (Community for State) Revitalization Strategy Areas and by Community Development Financial Institution | 100.00%      |

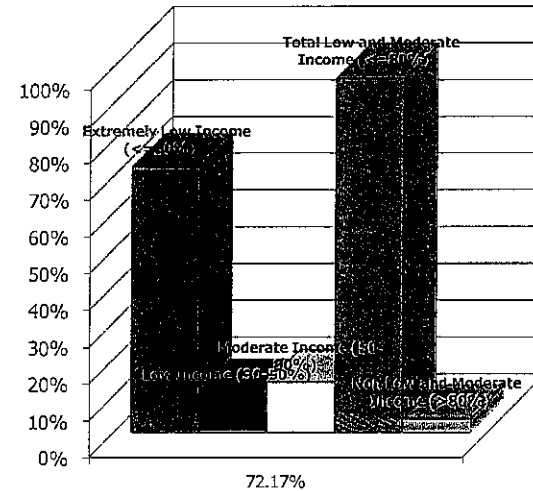


CDBG-R Beneficiaries by Racial/Ethnic Category

| Race  | Total  | Hispanic |
|---|--------|----------|
| White   | 11.01% | 0.00%    |
| Black/African American                            | 5.81%  | 0.00%    |
| Asian   | 1.83%  | 0.00%    |
| American Indian/Alaskan Native                    | 0.00%  | 0.00%    |
| Native Hawaiian/Other Pacific Islander            | 0.61%  | 0.00%    |
| American Indian/Alaskan Native & White            | 0.00%  | 0.00%    |
| Asian & White                                     | 0.00%  | 0.00%    |
| Black/African American & White                    | 0.61%  | 0.00%    |
| Amer. Indian/Alaskan Native & Black/African Amer. | 0.00%  | 0.00%    |
| Other multi-racial                                | 80.12% | 100.00%  |
| Asian/Pacific Islander (valid until 03-31-04)     | 0.00%  | 0.00%    |
| Hispanic (valid until 03-31-04)                   | 0.00%  | 0.00%    |

Income of CDBG-R Beneficiaries

| Income Level                          | Percentage |
|---------------------------------------|------------|
| Extremely Low Income (<=30%)          | 72.17%     |
| Low Income (30-50%)                   | 10.70%     |
| Moderate Income (50-80%)              | 13.46%     |
| Total Low and Moderate Income (<=80%) | 96.33%     |
| Non Low and Moderate Income (>80%)    | 3.67%      |



Program Accomplishments

| Accomplishment  | Number         |
|---|----------------|
| Actual Jobs Created or Retained   | 0              |
| Households Receiving Housing Assistance                                       | 0              |
| Persons Assisted Directly, Primarily By Public Services and Public Facilities | 327            |
| Persons for Whom Services and Facilities were Available                       | 0 <sup>5</sup> |
| Units Rehabilitated-Single Units  | 0              |
| Units Rehabilitated-Multi Unit Housing  | 0              |

**\$131,852.00**

Funds Leveraged for Activities Completed

## Notes

1 Also, additional funds may have been available from prior years.

2 The return of grant funds is not reflected in these expenditures.

3 Derived by dividing annual expenditures for low-and moderate-income activities by the total expenditures for all activities (excluding planning and administration, except when State planning activities have a national objective) during the program year.

4 For entitlement communities, these data are only for those activities that directly benefit low- and moderate-income persons or households. They do not include data for activities that provide assistance to low- and moderate-income persons on an area basis, activities that aid in the prevention and elimination of slums and blight, and activities that address urgent needs. For states, these data are reported for all activities that benefit low- and moderate-income persons or households, aid in the prevention and elimination of slums and blight, and address urgent needs.

5 This number represents the total number of persons/households for whom services/facilities were available for [in many cases] multiple area benefit activities as reported by grantees. A service or facility meeting the national objective of benefiting low- and moderate-income persons on an area basis is available to all residents of the area served by the activity. If one or more activities had the same or overlapping service areas, the number of persons served by each activity was used to calculate the total number served; e.g., if two activities providing different services had the same service area, the number of persons in the service area would be counted twice: once for each activity.

PR06 - Summary of Consolidated Plan Projects for Report Year

Page by:

Grantee: GILROY

| Plan Year | IDIS<br>Project | Project Title and Description                    | Program | Project<br>Estimate | Committed<br>Amount | Amt. Drawn          | Amount                 | Amt. Drawn<br>in Report Year |
|-----------|-----------------|--|---------|---------------------|---------------------|---------------------|------------------------|------------------------------|
|           |                 |  |         |                     |                     | Thru Report<br>Year | Available to D<br>Draw |                              |
| 2011      | 1               | San Ysidro Park Youth Center                     | CDBG    | \$330,000.00        | \$460,194.07        | \$446,619.69        | \$13,574.38            | \$331,758.75                 |
| 2011      | 1               | San Ysidro Park Youth Center                     | CDBG-R  | \$131,852.00        | \$131,852.00        | \$131,852.00        | \$0.00                 | \$131,852.00                 |
| 2011      | 2               | CODE ENFORCEMENT                                 | CDBG    | \$13,500.00         | \$13,500.00         | \$13,500.00         | \$0.00                 | \$13,500.00                  |
| 2011      | 3               | NRSA EMPLOYMENT SERV. - ST. JOSEPH'S FAMILY CENT | CDBG    | \$40,000.00         | \$40,000.00         | \$40,000.00         | \$0.00                 | \$40,000.00                  |
| 2011      | 4               | NRSA SUMMER DAY CAMP - MACSA                     | CDBG    | \$50,000.00         | \$40,660.40         | \$40,660.40         | \$0.00                 | \$40,660.40                  |
| 2011      | 5               | HOUSING REHAB ADMINISTRATION                     | CDBG    | \$38,000.00         | \$35,971.43         | \$35,971.43         | \$0.00                 | \$35,971.43                  |
| 2011      | 6               | HOME ACCESS PROGRAM                              | CDBG    | \$60,000.00         | \$7,346.00          | \$7,346.00          | \$0.00                 | \$7,346.00                   |
| 2011      | 7               | NRSA Sidewalks & Public Facilities Improve.      | CDBG    | \$230,000.00        | \$191,676.00        | \$0.00              | \$191,676.00           | \$0.00                       |
| 2011      | 8               | Aquatics Program                                 | CDBG    | \$4,500.00          | \$4,500.00          | \$4,500.00          | \$0.00                 | \$4,500.00                   |
| 2011      | 9               | Program Administration                           | CDBG    | \$99,515.00         | \$93,361.45         | \$93,361.45         | \$0.00                 | \$93,361.45                  |
| 2011      | 10              | COMMUNITY YOUTH CENTER - CITY OF GILROY          | CDBG    | \$40,000.00         | \$40,000.00         | \$40,000.00         | \$0.00                 | \$40,000.00                  |
| 2011      | 11              | SCHOOL LINKAGE PROGRAM - CHAMBERLAINS'S I        | CDBG    | \$7,208.00          | \$7,208.00          | \$7,208.00          | \$0.00                 | \$7,208.00                   |
| 2011      | 12              | THE HEALTH TRUST - MEALS ON WHEELS               | CDBG    | \$6,500.00          | \$6,500.00          | \$6,500.00          | \$0.00                 | \$6,500.00                   |
| 2011      | 13              | ADULT DAY CARE SERV. - LIVE OAK ADULT DAY CARE   | CDBG    | \$10,000.00         | \$10,000.00         | \$10,000.00         | \$0.00                 | \$10,000.00                  |
| 2011      | 14              | Art for Life!                                    | CDBG    | \$6,500.00          | \$6,500.00          | \$6,500.00          | \$0.00                 | \$6,500.00                   |



U.S. Department of Housing and Urban Development  
 Office of Community Planning and Development  
 Integrated Disbursement and Information System  
 CDBG Activity Summary Report (GPR) for Program Year 2011  
 GILROY

Date: 26-Sep-2012  
 Time: 15:22  
 Page: 1

**PGM Year:** 1994  
**Project:** 0002 - CONVERTED CDBG ACTIVITIES  
**IDIS Activity:** 2 - CDBG COMMITTED FUNDS ADJUSTMENT

**Status:** Open  
**Location:**

**Objective:**  
**Outcome:**  
**Matrix Code:** Disposition (02) **National Objective:**

**Initial Funding Date:** 01/01/0001

**Description:**

**Financing**

**Funded Amount:** 1,499,856.85  
**Drawn Thru Program Year:** 1,484,340.50  
**Drawn In Program Year:** 0.00

**PGM Year:** 2003  
**Project:** 0003 - ADA REMOVAL OF ARCHITECTURAL BARRIERS  
**IDIS Activity:** 225 - ADA REMOVAL OF ARCHITECTURAL BARRIERS

**Status:** Completed 7/2/2012 12:00:00 AM  
**Location:**

**Objective:**  
**Outcome:**  
**Matrix Code:** General Program Administration (21A) **National Objective:**

**Initial Funding Date:** 09/24/2004

**Description:**

**Financing**

**Funded Amount:** 9,291.44  
**Drawn Thru Program Year:** 9,291.44  
**Drawn In Program Year:** 0.00

PROVIDE Design and other preconstruction work in planning HANDICAPPED ACCESS TO THE GILROY HISTORY MUSEUM AND AT CITY PARKS.  
 As of 12-9-11 this activity is subject to an administrative cap of \$9,291 because the museum will not meet a national objective due to a City decision to not go ahead with the construction because of high costs and City budget constraints. Work on various parks has been partially completed and the City is hoping to meet a low income presumed beneficiary objective upon completion of this work, if allowed by HUD to extend the time for completion. On March 12, 2012 HUD informed the City that the result of the Office of Inspector General's audit was that repayment would be required for any funds drawn for this activity that did not fit within the administrative cap. Thus the final amount is for \$9291.44.

**Proposed Accomplishments**

**Actual Accomplishments**

*Number assisted:*

White:  
 Black/African American:  
 Asian:  
 American Indian/Alaskan Native:  
 Native Hawaiian/Other Pacific Islander:

|   | Total |          | Person |          |
|---|-------|----------|--------|----------|
|   | Total | Hispanic | Total  | Hispanic |
| White:                                  | 0     | 0        |        |          |
| Black/African American:                 | 0     | 0        |        |          |
| Asian:                                  | 0     | 0        |        |          |
| American Indian/Alaskan Native:         | 0     | 0        |        |          |
| Native Hawaiian/Other Pacific Islander: | 0     | 0        |        |          |



|  |          |          |          |          |          |          |              |              |
|--|----------|----------|----------|----------|----------|----------|--------------|--------------|
| Asian White:   | 0        | 0        | 0        | 0        | 0        | 0        | 0            | 0            |
| Black/African American & White:                          | 0        | 0        | 0        | 0        | 0        | 0        | 0            | 0            |
| American Indian/Alaskan Native & Black/African American: | 0        | 0        | 0        | 0        | 0        | 0        | 0            | 0            |
| Other multi-racial:                                      | 0        | 0        | 0        | 0        | 0        | 0        | 309          | 309          |
| Asian/Pacific Islander:                                  | 0        | 0        | 0        | 0        | 0        | 0        | 0            | 0            |
| Hispanic:  | 0        | 0        | 0        | 0        | 0        | 0        | 0            | 0            |
| <b>Total:</b>  | <b>0</b> | <b>0</b> | <b>0</b> | <b>0</b> | <b>0</b> | <b>0</b> | <b>1,676</b> | <b>1,012</b> |

Female-headed Households: 0 0 0 0

*Income Category:*

|                  | Owner | Renter | Total | Person |
|------------------|-------|--------|-------|--------|
| Extremely Low    | 0     | 0      | 0     | 0      |
| Low Mod          | 0     | 0      | 0     | 1,676  |
| Moderate         | 0     | 0      | 0     | 0      |
| Non Low Moderate | 0     | 0      | 0     | 0      |
| Total            | 0     | 0      | 0     | 1,676  |
| Percent Low/Mod  |       |        |       | 100.0% |

**Annual Accomplishments**

| Years | Accomplishment Narrative | # Benefitting |
|-------|--------------------------|---------------|
|-------|--------------------------|---------------|

|      |  |  |
|------|--|--|
| 1111 |  |  |
| 2004 | FUNDS FROM PY 2003 WERE USED FOR DESIGN WORK FOR THE GILROY HISTORY MUSEUM IN 2004.  |  |
| 2005 | THE CITY EXPENDED \$12,885 ON DESIGN WORK FOR THE RETROFIT OF THE GILROY HISTORY MUSEUM. BECAUSE OF OTHER COSTS  |  |
| 2006 | Funds were expended on accessible tables and fountains installed at Christmas Hill, Las Animas and Forest Street parks.  |  |
| 2007 | THE CITY EXPENDED \$45,039 ON DESIGN WORK FOR THE BID PACKAGES FOR ADARETROFIT OF CITY PARKS. THIS ACTIVITY WILL BE  |  |
| 2012 | PROVIDE Design and other preconstruction work in planning HANDICAPPED ACCESS TO CITY PARKS. On March 12, 2012 HUD informed the City that the result of the Office of Inspector General's audit was that repayment would be required for funds drawn for this activity except for funds used for accessible picnic tables and water fountains that were installed. Thus the final amount is for \$6589.33 In PY 2006 tables were installed at Christmas Hill and Las Animas parks and fountains at Forest Street Park. The 2008-2010 American Community Survey was used to determine direct beneficiaries. The figures for adults with ambulatory disabilities were used. |  |

PGM Year: 2006

Project: 0002 - ADA REMOVAL OF ARCHITECTURAL BARRIERS

IDIS Activity: 317 - ADA REMOVAL OF ARCHITECTURAL BARRIERS

Status: Open

Location: 451 Lewis St Gilroy, CA 95020-5222

Objective: Create suitable living environments

Outcome: Availability/accessibility

Matrix Code: Public Facilities and Improvement

National Objective: LMC

Initial Funding Date: 04/18/2008

**Financing**

Funded Amount: 193,323.58

Drawn Thru Program Year: 193,323.58

Drawn In Program Year: 0.00

**Description:**

PROVIDE DISABLED ACCESS TO CITY BUILDINGS, COMMUNITY CENTERS, PARKS AND PLAY EQUIPMENT IN PARKS.

**Proposed Accomplishments**

People (General) : 7,552

**Actual Accomplishments**

| Owner | Renter | Total | Person |
|-------|--------|-------|--------|
|-------|--------|-------|--------|

Number assisted:

|  | Total    | Hispanic | Total    | Hispanic | Total    | Hispanic | Total    | Hispanic |
|--|----------|----------|----------|----------|----------|----------|----------|----------|
| White:   | 0        | 0        | 0        | 0        | 0        | 0        |          | 0        |
| Black/African American:                                  | 0        | 0        | 0        | 0        | 0        | 0        | 0        | 0        |
| Asian:   | 0        | 0        | 0        | 0        | 0        | 0        | 0        | 0        |
| American Indian/Alaskan Native:                          | 0        | 0        | 0        | 0        | 0        | 0        | 0        | 0        |
| Native Hawaiian/Other Pacific Islander:                  | 0        | 0        | 0        | 0        | 0        | 0        | 0        | 0        |
| American Indian/Alaskan Native & White:                  | 0        | 0        | 0        | 0        | 0        | 0        | 0        | 0        |
| Asian White:   | 0        | 0        | 0        | 0        | 0        | 0        | 0        | 0        |
| Black/African American & White:                          | 0        | 0        | 0        | 0        | 0        | 0        | 0        | 0        |
| American Indian/Alaskan Native & Black/African American: | 0        | 0        | 0        | 0        | 0        | 0        | 0        | 0        |
| Other multi-racial:                                      | 0        | 0        | 0        | 0        | 0        | 0        | 0        | 0        |
| Asian/Pacific Islander:                                  | 0        | 0        | 0        | 0        | 0        | 0        | 0        | 0        |
| Hispanic:  | 0        | 0        | 0        | 0        | 0        | 0        | 0        | 0        |
| <b>Total:</b>  | <b>0</b> | <b>0</b> | <b>0</b> | <b>0</b> | <b>0</b> | <b>0</b> | <b>0</b> | <b>0</b> |

Female-headed Households: 0 0 0

Income Category:

|                  | Owner | Renter | Total | Person |
|------------------|-------|--------|-------|--------|
| Extremely Low    | 0     | 0      | 0     | 0      |
| Low Mod          | 0     | 0      | 0     | 0      |
| Moderate         | 0     | 0      | 0     | 0      |
| Non Low Moderate | 0     | 0      | 0     | 0      |
| Total            | 0     | 0      | 0     | 0      |
| Percent Low/Mod  |       |        |       |        |

Annual Accomplishments

| Years | Accomplishment Narrative  | # Benefitting |
|-------|---|---------------|
| 2007  | THIS ACTIVITY WAS NOT COMPLETED IN PY 2007. DESIGN WORK FOR THE BID PACKAGE WAS COMPLETED. FUNDS FROM THE PY 2004   |               |
| 2008  | THIS ACTIVITY WAS NOT COMPLETED IN PY 2008. Funds were used for design work for the bid package. City Council mandated staffing cut-backs   |               |
| 2009  | Design work for park ADA improvements was paid for in the amount of \$1859.07   |               |
| 2010  | \$77,609.21 was expended for design work and an appraisal for the ADA work expected to take place in 2011 at San Ysidro Park and in the Youth Center building located there. \$98,737 was expended for sidewalk accessibility and curb cuts adjacent to the Gilroy Community Garden site. Both activities are in the Neighborhood Revitalization Strategy Area. Completion is expected in PY 2011 and will be reported under this activity. |               |

PGM Year: 2010  
 Project: 0009 - GILROY NEIGHBORHOOD REVITALIZATION STRATEGY  
 IDIS Activity: 360 - NEIGHBORHOOD REVITALIZATION STRATEGY

Status: Open Objective: Create suitable living environments  
 Location: 7351 Rosanna St various locations in Census Tract 5126.0 Outcome: Sustainability  
 Gilroy, CA 95020-6141 Matrix Code: Public Services (General) (05) National Objective: LMA

Initial Funding Date: 12/09/2010

Financing Description:  
 Funded Amount: 9,874.00 WORK ON BENCHMARKS SET FOR THE 2008-2012 NRS PERIOD. LEADERSHIP TRAINING, NEIGHBORHOOD ASSOCIATION SUPPORT, CLEAN-UPS, YOUTH EVENTS, COORDINATE ECONOMIC & RESIDENTIAL PROJECTS.  
 Drawn Thru Program Year: 0.00

Drawn In Program Year: 0.00

**Proposed Accomplishments**

People (General) : 7,552

Total Population in Service Area: 8,605

Census Tract Percent Low / Mod: 82.90

**Annual Accomplishments**

No data returned for this view. This might be because the applied filter excludes all data.

**PGM Year:** 2010

**Project:** 0015 - NRSA Sidewalks and Public Facilities Improvements

**IDIS Activity:** 366 - NRSA Sidewalk IMPROVEMENTS

**Status:** Completed 6/30/2012 12:00:00 AM

**Location:** Egleberry Street & Seventh Stret Work to be done in Census Tract 5126.01 Gilroy, CA 95020

**Objective:** Create suitable living environments

**Outcome:** Availability/accessibility

**Matrix Code:** Sidewalks (03L)

**National Objective:** LMA

**Initial Funding Date:** 12/09/2010

**Description:**

IMPROVE STREET streets, sidewalks, public facilities TO HELP PREVENT ACCIDENTS and create safe routes to school

**Financing**

Funded Amount: 58,075.43

Drawn Thru Program Year: 58,075.43

Drawn In Program Year: 0.00

**Proposed Accomplishments**

People (General) : 7,131

Total Population in Service Area: 8,605

Census Tract Percent Low / Mod: 82.90

**Annual Accomplishments**

| Years | Accomplishment Narrative | # Benefitting |
|-------|--------------------------|---------------|
|-------|--------------------------|---------------|

|      |  |  |
|------|--|--|
| 2010 | Design and bidding were completed for the Community Garden and 10th Street overpass sidewalks and curb cuts. Work was completed on the Community Garden sidewalk, with a 10% retention payment due in PY 11. Completion of the 10th Street overpass work expected in PY 11. Completions will be reported in PY 11. |  |
|------|--|--|

|      |  |  |
|------|--|--|
| 2011 | The community garden sidewalk portion of this activity was completed in PY10 with the payment of the 10% retention expected in PY11. Retention was not paid in 2011 because the second part of this activity is the Tenth Street Overpass that was not completed in PY11 and the retention was held for the entire activity. This activity was closed out in PY11 with the retention funds to be paid out of Activity 373 in PY12. |  |
|------|--|--|

**PGM Year:** 2011

**Project:** 0001 - San Ysidro Park Youth Center

**IDIS Activity:** 370 - San Ysidro Park Youth Center

**Status:** Open

**Location:** 502 loof Ave Gilroy, CA 95020-5208

**Objective:** Create suitable living environments

**Outcome:** Availability/accessibility

**Matrix Code:** Youth Centers (03D)

**National Objective:** LMC

**Initial Funding Date:** 02/17/2012

**Description:**

Remodel of San Ysidro Park recreation building, including code upgrades, expansion of up to 20% and provision of accessibility improvements in building & grounds in order to restore much needed services to youth in the Neighborhood Revitalization Strategy Area

**Financing**

Funded Amount: 460,194.07

Drawn Thru Program Year: 446,619.69

Drawn In Program Year: 331,758.75

**Proposed Accomplishments**

Public Facilities : 1

**Actual Accomplishments**

Number assisted:

|  | Owner |          | Renter |          | Total |          | Person |          |
|--|-------|----------|--------|----------|-------|----------|--------|----------|
|  | Total | Hispanic | Total  | Hispanic | Total | Hispanic | Total  | Hispanic |
| White:   | 0     | 0        | 0      | 0        | 0     | 0        |        | 0        |
| Black/African American:                                  | 0     | 0        | 0      | 0        | 0     | 0        | 0      | 0        |
| Asian:   | 0     | 0        | 0      | 0        | 0     | 0        | 0      | 0        |
| American Indian/Alaskan Native:                          | 0     | 0        | 0      | 0        | 0     | 0        | 0      | 0        |
| Native Hawaiian/Other Pacific Islander:                  | 0     | 0        | 0      | 0        | 0     | 0        | 0      | 0        |
| American Indian/Alaskan Native & White:                  | 0     | 0        | 0      | 0        | 0     | 0        | 0      | 0        |
| Asian White:   | 0     | 0        | 0      | 0        | 0     | 0        | 0      | 0        |
| Black/African American & White:                          | 0     | 0        | 0      | 0        | 0     | 0        | 0      | 0        |
| American Indian/Alaskan Native & Black/African American: | 0     | 0        | 0      | 0        | 0     | 0        | 0      | 0        |
| Other multi-racial:                                      | 0     | 0        | 0      | 0        | 0     | 0        | 0      | 0        |
| Asian/Pacific Islander:                                  | 0     | 0        | 0      | 0        | 0     | 0        | 0      | 0        |
| Hispanic:  | 0     | 0        | 0      | 0        | 0     | 0        | 0      | 0        |
| Total:   | 0     | 0        | 0      | 0        | 0     | 0        | 0      | 0        |

Female-headed Households:

0 0 0

Income Category:

|                  | Owner | Renter | Total | Person |
|------------------|-------|--------|-------|--------|
| Extremely Low    | 0     | 0      | 0     | 0      |
| Low Mod          | 0     | 0      | 0     | 0      |
| Moderate         | 0     | 0      | 0     | 0      |
| Non Low Moderate | 0     | 0      | 0     | 0      |
| Total            | 0     | 0      | 0     | 0      |
| Percent Low/Mod  |       |        |       |        |

**Annual Accomplishments**

| Years | Accomplishment Narrative  | # Benefitting |
|-------|---|---------------|
| 2011  | During PY11 the construction contract was awarded and the majority of construction was completed. Completion is expected in the first half of PY12. |               |

PGM Year: 2011

Project: 0009 - Program Administration

IDIS Activity: 371 - Program Administration

Status: Completed 6/30/2012 12:00:00 AM

Location:

Objective:

Outcome:

Matrix Code: General Program Administration (21A)

National Objective:

Initial Funding Date: 02/17/2012

Financing

Funded Amount: 93,361.45

Description:

Program administration including oversight, management, monitoring and coordinating the CDBG program

Drawn Thru Program Year: 93,361.45

Drawn In Program Year: 93,361.45

**Proposed Accomplishments**

**Actual Accomplishments**

Number assisted:

|  | Owner    |          | Renter   |          | Total    |          | Person   |          |
|--|----------|----------|----------|----------|----------|----------|----------|----------|
|  | Total    | Hispanic | Total    | Hispanic | Total    | Hispanic | Total    | Hispanic |
| White:   |          |          |          |          | 0        | 0        |          |          |
| Black/African American:                                  |          |          |          |          | 0        | 0        |          |          |
| Asian:   |          |          |          |          | 0        | 0        |          |          |
| American Indian/Alaskan Native:                          |          |          |          |          | 0        | 0        |          |          |
| Native Hawaiian/Other Pacific Islander:                  |          |          |          |          | 0        | 0        |          |          |
| American Indian/Alaskan Native & White:                  |          |          |          |          | 0        | 0        |          |          |
| Asian White:   |          |          |          |          | 0        | 0        |          |          |
| Black/African American & White:                          |          |          |          |          | 0        | 0        |          |          |
| American Indian/Alaskan Native & Black/African American: |          |          |          |          | 0        | 0        |          |          |
| Other multi-racial:                                      |          |          |          |          | 0        | 0        |          |          |
| Asian/Pacific Islander:                                  |          |          |          |          | 0        | 0        |          |          |
| Hispanic:  |          |          |          |          | 0        | 0        |          |          |
| <b>Total:</b>  | <b>0</b> | <b>0</b> | <b>0</b> | <b>0</b> | <b>0</b> | <b>0</b> | <b>0</b> | <b>0</b> |

Female-headed Households:

0

Income Category:

|                  | Owner    | Renter   | Total    | Person   |
|------------------|----------|----------|----------|----------|
| Extremely Low    |          |          | 0        |          |
| Low Mod          |          |          | 0        |          |
| Moderate         |          |          | 0        |          |
| Non Low Moderate |          |          | 0        |          |
| <b>Total</b>     | <b>0</b> | <b>0</b> | <b>0</b> | <b>0</b> |
| Percent Low/Mod  |          |          |          |          |

**Annual Accomplishments**

No data returned for this view. This might be because the applied filter excludes all data.

PGM Year: 2011

Project: 0008 - Aquatics Program

IDIS Activity: 372 - Aquatics Program - City of Gilroy

Status: Completed 6/30/2012 12:00:00 AM

Location: 385 loof Ave 750 West 10th Street Gilroy, CA 95020-5205

Objective: Create suitable living environments

Outcome: Availability/accessibility

Matrix Code: Youth Services (05D)

National Objective: LMC

Initial Funding Date: 02/28/2012

**Financing**

Funded Amount: 4,500.00

Drawn Thru Program Year: 4,500.00

Drawn In Program Year: 4,500.00

**Description:**

Funds swim instructors and lifeguards at South Valley Middle School and Gilroy High School to provide free lessons and activities to low income youth with a focus on youth in the Neighborhood Revitalization Strategy Area where one of the pools is located.

**Proposed Accomplishments**

People (General) : 60

**Actual Accomplishments**

Number assisted:

|  | Owner    |          | Renter   |          | Total    |          | Person    |           |
|--|----------|----------|----------|----------|----------|----------|-----------|-----------|
|  | Total    | Hispanic | Total    | Hispanic | Total    | Hispanic | Total     | Hispanic  |
| White:   | 0        | 0        | 0        | 0        | 0        | 0        | 5         | 5         |
| Black/African American:                                  | 0        | 0        | 0        | 0        | 0        | 0        | 0         | 0         |
| Asian:   | 0        | 0        | 0        | 0        | 0        | 0        | 0         | 0         |
| American Indian/Alaskan Native:                          | 0        | 0        | 0        | 0        | 0        | 0        | 5         | 5         |
| Native Hawaiian/Other Pacific Islander:                  | 0        | 0        | 0        | 0        | 0        | 0        | 0         | 0         |
| American Indian/Alaskan Native & White:                  | 0        | 0        | 0        | 0        | 0        | 0        | 0         | 0         |
| Asian White:   | 0        | 0        | 0        | 0        | 0        | 0        | 4         | 0         |
| Black/African American & White:                          | 0        | 0        | 0        | 0        | 0        | 0        | 0         | 0         |
| American Indian/Alaskan Native & Black/African American: | 0        | 0        | 0        | 0        | 0        | 0        | 0         | 0         |
| Other multi-racial:                                      | 0        | 0        | 0        | 0        | 0        | 0        | 75        | 73        |
| Asian/Pacific Islander:                                  | 0        | 0        | 0        | 0        | 0        | 0        | 0         | 0         |
| Hispanic:  | 0        | 0        | 0        | 0        | 0        | 0        | 0         | 0         |
| <b>Total:</b>  | <b>0</b> | <b>0</b> | <b>0</b> | <b>0</b> | <b>0</b> | <b>0</b> | <b>89</b> | <b>83</b> |

Female-headed Households: 0 0 0

Income Category:

|                  | Owner    | Renter   | Total    | Person    |
|------------------|----------|----------|----------|-----------|
| Extremely Low    | 0        | 0        | 0        | 0         |
| Low Mod          | 0        | 0        | 0        | 30        |
| Moderate         | 0        | 0        | 0        | 59        |
| Non Low Moderate | 0        | 0        | 0        | 0         |
| <b>Total</b>     | <b>0</b> | <b>0</b> | <b>0</b> | <b>89</b> |
| Percent Low/Mod  |          |          |          | 100.0%    |

**Annual Accomplishments**

**Years**      **Accomplishment Narrative**      **# Benefitting**

2011      89 low income youth received free swim lessons and increased their water safety skills. This greatly exceeded the proposed 60 youth. Only the Gilroy High School pool could be used as the South Valley Middle School pool was closed due to need for repairs.

PGM Year: 2011

Project: 0007 - NRSA Sidewalks and Public Facilities Improvements

IDIS Activity: 373 - NRSA Sidewalk IMPROVEMENTS 10th St.

Status: Open

Location: 200 E 10th St Gilroy, CA 95020-6564

Objective: Create suitable living environments

Outcome: Availability/accessibility

Matrix Code: Sidewalks (03L)

National Objective: LMA

Initial Funding Date: 02/17/2012

**Financing**

Funded Amount: 191,676.00

Drawn Thru Program Year: 0.00

**Description:**

IMPROVE sidewalks, fill in sidewalk gaps, and provide accessibility improvements to create a safe accessible route on the Tenth Street overpass from the Neighborhood Strategy Revitalization Area to jobs and shopping.

Drawn In Program Year: 0.00

**Proposed Accomplishments**

People (General) : 7,131

Total Population in Service Area: 8,605

Census Tract Percent Low / Mod: 82.90

**Annual Accomplishments**

| Years | Accomplishment Narrative  | # Benefitting |
|-------|---|---------------|
| 2011  | Construction began in the later part of PY11 and is expected to be completed in PY12. While there was \$3001 in expenditures in PY 11, no draws were made in order to compensate for an overdraw for the combined Community Garden and Tenth Street sidewalk project in PY10. |               |

PGM Year: 2011

Project: 0010 - COMMUNITY YOUTH CENTER - CITY OF GILROY

IDIS Activity: 374 - COMMUNITY YOUTH CENTER - CITY OF GILROY

Status: Completed 6/30/2012 12:00:00 AM

Location: 520 loof Ave 7351 Rosanna st. 7351 Rosanna st. Gilroy, CA 95020-5208

Objective: Create suitable living environments

Outcome: Availability/accessibility

Matrix Code: Youth Services (05D)

National Objective: LMC

Initial Funding Date: 02/17/2012

**Financing**

Funded Amount: 40,000.00

Drawn Thru Program Year: 40,000.00

Drawn In Program Year: 40,000.00

**Description:**

FUNDS STAFF AND SERVICES AT GILROY COMMUNITY YOUTH CENTER. ALTERNATIVES AND RESOURCES FOR YOUTH AT RISK OF GANGINVOLVEMENT AND OTHER LOW INCOME YOUTH. FREE SERVICES.

**Proposed Accomplishments**

People (General) : 400

**Actual Accomplishments**

Number assisted:

|  | Owner    |          | Renter   |          | Total    |          | Person     |            |
|--|----------|----------|----------|----------|----------|----------|------------|------------|
|  | Total    | Hispanic | Total    | Hispanic | Total    | Hispanic | Total      | Hispanic   |
| White:   | 0        | 0        | 0        | 0        | 0        | 0        | 36         | 0          |
| Black/African American:                                  | 0        | 0        | 0        | 0        | 0        | 0        | 19         | 0          |
| Asian:   | 0        | 0        | 0        | 0        | 0        | 0        | 6          | 0          |
| American Indian/Alaskan Native:                          | 0        | 0        | 0        | 0        | 0        | 0        | 0          | 0          |
| Native Hawaiian/Other Pacific Islander:                  | 0        | 0        | 0        | 0        | 0        | 0        | 2          | 0          |
| American Indian/Alaskan Native & White:                  | 0        | 0        | 0        | 0        | 0        | 0        | 0          | 0          |
| Asian White:   | 0        | 0        | 0        | 0        | 0        | 0        | 2          | 0          |
| Black/African American & White:                          | 0        | 0        | 0        | 0        | 0        | 0        | 0          | 0          |
| American Indian/Alaskan Native & Black/African American: | 0        | 0        | 0        | 0        | 0        | 0        | 0          | 0          |
| Other multi-racial:                                      | 0        | 0        | 0        | 0        | 0        | 0        | 262        | 262        |
| Asian/Pacific Islander:                                  | 0        | 0        | 0        | 0        | 0        | 0        | 0          | 0          |
| Hispanic:  | 0        | 0        | 0        | 0        | 0        | 0        | 0          | 0          |
| <b>Total:</b>  | <b>0</b> | <b>0</b> | <b>0</b> | <b>0</b> | <b>0</b> | <b>0</b> | <b>327</b> | <b>262</b> |

Female-headed Households: 0

Income Category:

| Owner | Renter | Total | Person |
|-------|--------|-------|--------|
|-------|--------|-------|--------|

|                  |   |   |   |       |
|------------------|---|---|---|-------|
| Extremely Low    | 0 | 0 | 0 | 236   |
| Low Mod          | 0 | 0 | 0 | 35    |
| Moderate         | 0 | 0 | 0 | 44    |
| Non Low Moderate | 0 | 0 | 0 | 12    |
| Total            | 0 | 0 | 0 | 327   |
| Percent Low/Mod  |   |   |   | 96.3% |

**Annual Accomplishments**

| Years | Accomplishment Narrative | # Benefitting |
|-------|--------------------------|---------------|
|-------|--------------------------|---------------|

2011 327 youth participated the free activities at San Ysidro Park, located in the Neighborhood Preservation Strategy Area. Modular units were provided space for the indoor activities while the center was being rehabilitated. While the activity did not serve 400 youth as proposed, this was due in part to more accurate record keeping after technical assistance and in part to the construction activities.

PGM Year: 2011

Project: 0005 - HOUSING REHABILITATION ADMINISTRATION

IDIS Activity: 375 - HOUSING REHABILITATION ADMINISTRATION

Status: Completed 6/30/2012 12:00:00 AM

Location: 7351 Rosanna St 7351 Rosanna st. Gilroy, CA 95020-6141

Objective: Provide decent affordable housing

Outcome: Affordability

Matrix Code: Rehabilitation Administration (14H) National Objective: LMH

Initial Funding Date: 02/28/2012

**Financing**

Funded Amount: 35,971.43

Drawn Thru Program Year: 35,971.43

Drawn In Program Year: 35,971.43

**Description:**

REHABILITATION OF SUBSTANDARD UNITS WILL BE ENCOURAGED AND FINANCIAL ASSISTANCE PROVIDED WHEN FEASIBLE. MANAGE REHABLOAN PORTFOLIO. OPERATE THE HOME ACCESS PROGRAM

**Annual Accomplishments**

| Years | Accomplishment Narrative | # Benefitting |
|-------|--------------------------|---------------|
|-------|--------------------------|---------------|

2011 This activity included the oversight of the Home Access Program including outreach, eligibility determination, writing specifications, conducting the bid process and inspecting the work. It also included tracking the loan payments from jobs done in prior years. The contractor bidding list was updated through a request for qualifications process.

PGM Year: 2011

Project: 0006 - HOME ACCESS PROGRAM

IDIS Activity: 376 - HOME ACCESS PROGRAM

Status: Completed 6/30/2012 12:00:00 AM

Location: 7351 Rosanna St community wide 7351 Rosanna st. Gilroy, CA 95020-6141

Objective: Provide decent affordable housing

Outcome: Affordability

Matrix Code: Rehab; Single-Unit Residential (14A) National Objective: LMH

Initial Funding Date: 02/28/2012

**Financing**

Funded Amount: 7,346.00

Drawn Thru Program Year: 7,346.00

Drawn In Program Year: 7,346.00

**Description:**

PROVIDE GRANTS TO VERY LOW INCOME DISABLED RESIDENTS FOR RAMPS & OTHER RETROFIT WORK TO MAKE THEIR HOMES ACCESSIBLE.

**Proposed Accomplishments**

Housing Units : 9

**Actual Accomplishments**

| Number assisted:   | Owner    |          | Renter   |          | Total    |          | Person   |          |
|--|----------|----------|----------|----------|----------|----------|----------|----------|
|  | Total    | Hispanic | Total    | Hispanic | Total    | Hispanic | Total    | Hispanic |
| White:   | 1        | 0        | 0        | 0        | 1        | 0        | 0        | 0        |
| Black/African American:                                  | 0        | 0        | 0        | 0        | 0        | 0        | 0        | 0        |
| Asian:   | 0        | 0        | 0        | 0        | 0        | 0        | 0        | 0        |
| American Indian/Alaskan Native:                          | 0        | 0        | 0        | 0        | 0        | 0        | 0        | 0        |
| Native Hawaiian/Other Pacific Islander:                  | 0        | 0        | 0        | 0        | 0        | 0        | 0        | 0        |
| American Indian/Alaskan Native & White:                  | 0        | 0        | 0        | 0        | 0        | 0        | 0        | 0        |
| Asian White:   | 0        | 0        | 0        | 0        | 0        | 0        | 0        | 0        |
| Black/African American & White:                          | 0        | 0        | 0        | 0        | 0        | 0        | 0        | 0        |
| American Indian/Alaskan Native & Black/African American: | 0        | 0        | 0        | 0        | 0        | 0        | 0        | 0        |
| Other multi-racial:                                      | 0        | 0        | 0        | 0        | 0        | 0        | 0        | 0        |
| Asian/Pacific Islander:                                  | 0        | 0        | 0        | 0        | 0        | 0        | 0        | 0        |
| Hispanic:  | 0        | 0        | 0        | 0        | 0        | 0        | 0        | 0        |
| <b>Total:</b>  | <b>1</b> | <b>0</b> | <b>0</b> | <b>0</b> | <b>1</b> | <b>0</b> | <b>0</b> | <b>0</b> |
| Female-headed Households:                                | 0        |          | 0        |          | 0        |          |          |          |

*Income Cateaarv:*

|                  | Owner  | Renter | Total  | Person |
|------------------|--------|--------|--------|--------|
| Extremely Low    | 0      | 0      | 0      | 0      |
| Low Mod          | 1      | 0      | 1      | 0      |
| Moderate         | 0      | 0      | 0      | 0      |
| Non Low Moderate | 0      | 0      | 0      | 0      |
| Total            | 1      | 0      | 1      | 0      |
| Percent Low/Mod  | 100.0% |        | 100.0% |        |

**Annual Accomplishments**

| Years | Accomplishment Narrative  | # Benefitting |
|-------|---|---------------|
| 2011  | Due to staffing shortage during the year only one home (owner occupied mobilehome) was made accessible. One other mobilehome and a single family home, both owner occupied, were pending construction at the close of the program year and three additional applications were in process. The contractor bidding list was updated through a request for qualifications. |               |

PGM Year: 2011

Project: 0002 - CODE ENFORCEMENT

IDIS Activity: 377 - CODE ENFORCEMENT

Status: Completed 6/30/2012 12:00:00 AM

Location: 7351 Rosanna St 7351 Rosanna st. Gilroy, CA 95020-6141

Objective: Provide decent affordable housing

Outcome: Sustainability

Matrix Code: Code Enforcement (15)

National Objective: LMA

Initial Funding Date: 02/28/2012

**Financing**

|                          |           |
|--------------------------|-----------|
| Funded Amount:           | 13,500.00 |
| Drawn Thru Program Year: | 13,500.00 |
| Drawn In Program Year:   | 13,500.00 |

**Description:**

INSPECTIONS OF OVER 40 HOUSING UNITS PER YEAR OF WHICH 20 BECOME ENFORCEMENT CASES. REHAB OF SUBSTANDARD UNITS WILL BE ENCOURAGED & FINANCIAL ASSISTANCE PROVIDED WHEN FEASIBLE. Inspections include zoning viloations and vacant and abandoned residential and commercial properties that are a public nuisance. The Housing Trust Fund has set aside \$20,000 for emergency abatement of code violations. Project Sentinel provides tenantlandlord dispute resolution through a

**Proposed Accomplishments**

Housing Units : 20  
 Total Population in Service Area: 8,605  
 Census Tract Percent Low / Mod: 82.90

**Annual Accomplishments**

| Years | Accomplishment Narrative | # Benefitting |
|-------|--------------------------|---------------|
|-------|--------------------------|---------------|

|      |   |  |
|------|---|--|
| 2011 | 8 housing code cases were resolved and 18 un-reinforced masonry commercial and mixed residential/commercial) cases were in the process of being resolved. |  |
|------|---|--|

PGM Year: 2011

Project: 0003 - NRSA EMPLOYMENT SERVICES - ST. JOSEPH'S FAMILY CENTER

IDIS Activity: 378 - NRSA EMPLOYMENT SERVICES - ST.JOSEPH'S

Status: Completed 6/30/2012 12:00:00 AM

Objective: Create economic opportunities

Location: 7950 Church St 7351 Rosanna st. Gilroy, CA 95020-4401

Outcome: Availability/accessibility

Matrix Code: Public Services (General) (05)

National Objective: LMC

Initial Funding Date: 02/28/2012

**Description:**

**Financing**

PROVIDES CASE MANAGEMENT FOR NRS RESIDENTS, ENABLING THEM TO OVERCOME BARRIERS TO EMPLOYMENT AND TO ACCESS AND RETAIN EMPLOYMENT.

Funded Amount: 40,000.00

Drawn Thru Program Year: 40,000.00

Drawn In Program Year: 40,000.00

**Proposed Accomplishments**

People (General) : 40

**Actual Accomplishments**

*Number assisted:*

|  | Owner    |          | Renter   |          | Total    |          | Person    |           |
|--|----------|----------|----------|----------|----------|----------|-----------|-----------|
|  | Total    | Hispanic | Total    | Hispanic | Total    | Hispanic | Total     | Hispanic  |
| White:   | 0        | 0        | 0        | 0        | 0        | 0        | 14        | 11        |
| Black/African American:                                  | 0        | 0        | 0        | 0        | 0        | 0        | 0         | 0         |
| Asian:   | 0        | 0        | 0        | 0        | 0        | 0        | 2         | 0         |
| American Indian/Alaskan Native:                          | 0        | 0        | 0        | 0        | 0        | 0        | 0         | 0         |
| Native Hawaiian/Other Pacific Islander:                  | 0        | 0        | 0        | 0        | 0        | 0        | 0         | 0         |
| American Indian/Alaskan Native & White:                  | 0        | 0        | 0        | 0        | 0        | 0        | 0         | 0         |
| Asian White:   | 0        | 0        | 0        | 0        | 0        | 0        | 0         | 0         |
| Black/African American & White:                          | 0        | 0        | 0        | 0        | 0        | 0        | 0         | 0         |
| American Indian/Alaskan Native & Black/African American: | 0        | 0        | 0        | 0        | 0        | 0        | 0         | 0         |
| Other multi-racial:                                      | 0        | 0        | 0        | 0        | 0        | 0        | 22        | 22        |
| Asian/Pacific Islander:                                  | 0        | 0        | 0        | 0        | 0        | 0        | 0         | 0         |
| Hispanic:  | 0        | 0        | 0        | 0        | 0        | 0        | 0         | 0         |
| <b>Total:</b>  | <b>0</b> | <b>0</b> | <b>0</b> | <b>0</b> | <b>0</b> | <b>0</b> | <b>38</b> | <b>33</b> |

Female-headed Households:

0 0 0

*Income Category:*

|               | Owner | Renter | Total | Person |
|---------------|-------|--------|-------|--------|
| Extremely Low | 0     | 0      | 0     | 23     |
| Low Mod       | 0     | 0      | 0     | 14     |
| Moderate      | 0     | 0      | 0     | 1      |

|                  |   |   |   |        |
|------------------|---|---|---|--------|
| Non Low Moderate | 0 | 0 | 0 | 0      |
| Total            | 0 | 0 | 0 | 38     |
| Percent Low/Mod  |   |   |   | 100.0% |

**Annual Accomplishments**

| Years | Accomplishment Narrative | # Benefitting |
|-------|--------------------------|---------------|
|-------|--------------------------|---------------|

|      |   |  |
|------|---|--|
| 2011 | 38 NRSA residents received specialized employment services, fewer than the 40 proposed. Due to the current economy staff found it particularly difficult this year to place clients with multiple barriers to employment success. |  |
|------|---|--|

PGM Year: 2011

Project: 0004 - NRSA SUMMER DAY CAMP - MACSA

IDIS Activity: 379 - NRSA SUMMER DAY CAMP - MACSA

Status: Completed 6/30/2012 12:00:00 AM

Location: 930 3rd St Gilroy, CA 95020-4915

Objective: Create suitable living environments

Outcome: Sustainability

Matrix Code: Child Care Services (05L)

National Objective: LMC

Initial Funding Date: 02/28/2012

**Financing**

Funded Amount: 40,660.40

Drawn Thru Program Year: 40,660.40

Drawn In Program Year: 40,660.40

**Description:**

FREE PROGRAM FOR YOUTH AGES 6-13. TARGETED TO AT-RISK YOUTH FOR GANGS, DRUGS, OTHER CHALLENGES. LOCATED IN NRSA. FREE ACTIVITIES: BASEBALL LEAGUE, ARTS, CULTURAL AWARENESS, HEALTH. Camp located near NRSA and transportation provided to the NRSA youth.

**Proposed Accomplishments**

People (General) : 200

**Actual Accomplishments**

*Number assisted:*

|  | Owner    |          | Renter   |          | Total    |          | Person     |            |
|--|----------|----------|----------|----------|----------|----------|------------|------------|
|  | Total    | Hispanic | Total    | Hispanic | Total    | Hispanic | Total      | Hispanic   |
| White:   | 0        | 0        | 0        | 0        | 0        | 0        | 208        | 200        |
| Black/African American:                                  | 0        | 0        | 0        | 0        | 0        | 0        | 0          | 0          |
| Asian:   | 0        | 0        | 0        | 0        | 0        | 0        | 0          | 0          |
| American Indian/Alaskan Native:                          | 0        | 0        | 0        | 0        | 0        | 0        | 0          | 0          |
| Native Hawaiian/Other Pacific Islander:                  | 0        | 0        | 0        | 0        | 0        | 0        | 0          | 0          |
| American Indian/Alaskan Native & White:                  | 0        | 0        | 0        | 0        | 0        | 0        | 0          | 0          |
| Asian White:   | 0        | 0        | 0        | 0        | 0        | 0        | 0          | 0          |
| Black/African American & White:                          | 0        | 0        | 0        | 0        | 0        | 0        | 0          | 0          |
| American Indian/Alaskan Native & Black/African American: | 0        | 0        | 0        | 0        | 0        | 0        | 0          | 0          |
| Other multi-racial:                                      | 0        | 0        | 0        | 0        | 0        | 0        | 7          | 0          |
| Asian/Pacific Islander:                                  | 0        | 0        | 0        | 0        | 0        | 0        | 0          | 0          |
| Hispanic:  | 0        | 0        | 0        | 0        | 0        | 0        | 0          | 0          |
| <b>Total:</b>  | <b>0</b> | <b>0</b> | <b>0</b> | <b>0</b> | <b>0</b> | <b>0</b> | <b>215</b> | <b>200</b> |

Female-headed Households: 0

*Income Category:*

|               | Owner | Renter | Total | Person |
|---------------|-------|--------|-------|--------|
| Extremely Low | 0     | 0      | 0     | 0      |
| Low Mod       | 0     | 0      | 0     | 0      |

|                  |   |   |   |        |
|------------------|---|---|---|--------|
| Moderate         | 0 | 0 | 0 | 215    |
| Non Low Moderate | 0 | 0 | 0 | 0      |
| Total            | 0 | 0 | 0 | 215    |
| Percent Low/Mod  |   |   |   | 100.0% |

**Annual Accomplishments**

| Years | Accomplishment Narrative  | # Benefitting |
|-------|---|---------------|
| 2011  | 215 youth ages 6-13 participated in the free recreational and enrichment activities at MACSA Day Camp and a Junior Giants baseball league. This exceeded the 200 proposed. The full grant was not used due to fewer expenditures than estimated in the application. |               |

**PGM Year:** 2011

**Project:** 0014 - Art for Life!

**IDIS Activity:** 380 - Art for Life!

**Status:** Completed 6/30/2012 12:00:00 AM

**Location:** 7341 Monterey St 7351 Rosanna st. Gilroy, CA 95020-6923

**Objective:** Create suitable living environments

**Outcome:** Sustainability

**Matrix Code:** Youth Services (05D)

**National Objective:** LMC

**Initial Funding Date:** 02/28/2012

**Financing**

Funded Amount: 6,500.00

Drawn Thru Program Year: 6,500.00

Drawn In Program Year: 6,500.00

**Description:**

Engaging youth and families living in the Neighborhood Revitalization Strategy Area in professionally taught art, drama and dance workshops to build new skills, foster creativity and teamwork and assist in creating a "sense of place", thereby strengthening the neighborhood and the desire for a successful community.

**Proposed Accomplishments**

People (General) : 55

**Actual Accomplishments**

*Number assisted:*

|  | Owner    |          | Renter   |          | Total    |          | Person    |           |
|--|----------|----------|----------|----------|----------|----------|-----------|-----------|
|  | Total    | Hispanic | Total    | Hispanic | Total    | Hispanic | Total     | Hispanic  |
| White:   | 0        | 0        | 0        | 0        | 0        | 0        | 5         | 1         |
| Black/African American:                                  | 0        | 0        | 0        | 0        | 0        | 0        | 0         | 0         |
| Asian:   | 0        | 0        | 0        | 0        | 0        | 0        | 0         | 0         |
| American Indian/Alaskan Native:                          | 0        | 0        | 0        | 0        | 0        | 0        | 1         | 1         |
| Native Hawaiian/Other Pacific Islander:                  | 0        | 0        | 0        | 0        | 0        | 0        | 0         | 0         |
| American Indian/Alaskan Native & White:                  | 0        | 0        | 0        | 0        | 0        | 0        | 1         | 1         |
| Asian White:   | 0        | 0        | 0        | 0        | 0        | 0        | 0         | 0         |
| Black/African American & White:                          | 0        | 0        | 0        | 0        | 0        | 0        | 0         | 0         |
| American Indian/Alaskan Native & Black/African American: | 0        | 0        | 0        | 0        | 0        | 0        | 2         | 0         |
| Other multi-racial:                                      | 0        | 0        | 0        | 0        | 0        | 0        | 47        | 47        |
| Asian/Pacific Islander:                                  | 0        | 0        | 0        | 0        | 0        | 0        | 0         | 0         |
| Hispanic:  | 0        | 0        | 0        | 0        | 0        | 0        | 0         | 0         |
| <b>Total:</b>  | <b>0</b> | <b>0</b> | <b>0</b> | <b>0</b> | <b>0</b> | <b>0</b> | <b>56</b> | <b>50</b> |

Female-headed Households: 0

*Income Category:*

|               | Owner | Renter | Total | Person |
|---------------|-------|--------|-------|--------|
| Extremely Low | 0     | 0      | 0     | 41     |

|                  |   |   |   |       |
|------------------|---|---|---|-------|
| Low Mod          | 0 | 0 | 0 | 9     |
| Moderate         | 0 | 0 | 0 | 5     |
| Non Low Moderate | 0 | 0 | 0 | 1     |
| Total            | 0 | 0 | 0 | 56    |
| Percent Low/Mod  |   |   |   | 98.2% |

**Annual Accomplishments**

| Years | Accomplishment Narrative | # Benefitting |
|-------|--------------------------|---------------|
|-------|--------------------------|---------------|

|      |  |  |
|------|--|--|
| 2011 | Art for Live provided in the Neighborhood Revitalization Strategy Area cultural experiences for 56 youth, just exceeding the 55 proposed. Youth built new skills and a "sense of place" through participating in art, puppet-making and theater classes. |  |
|------|--|--|

PGM Year: 2011

Project: 0012 - THE HEALTH TRUST - MEALS ON WHEELS

IDIS Activity: 381 - THE HEALTH TRUST - MEALS ON WHEELS

Status: Completed 6/30/2012 12:00:00 AM

Objective: Create suitable living environments

Location: 2105 S Bascom Ave Campbell, CA 95008-3271

Outcome: Availability/accessibility

Matrix Code: Senior Services (05A)

National Objective: LMC

Initial Funding Date: 02/28/2012

**Description:**

**Financing**

PROVIDES NUTRITIONALLY BALANCED, HOME DELIVERED HOT DAILY MEALS, INCREASED SOCIAL INTERACTION AND WELLNESS SERVICES TO HOMEBOUND FRAIL ELDERLY AND DISABLED ADULT RESIDENTS.

Funded Amount: 6,500.00

Drawn Thru Program Year: 6,500.00

Drawn In Program Year: 6,500.00

**Proposed Accomplishments**

People (General) : 8

**Actual Accomplishments**

*Number assisted:*

|  | Owner    |          | Renter   |          | Total    |          | Person    |          |
|--|----------|----------|----------|----------|----------|----------|-----------|----------|
|  | Total    | Hispanic | Total    | Hispanic | Total    | Hispanic | Total     | Hispanic |
| White:   | 0        | 0        | 0        | 0        | 0        | 0        | 11        | 4        |
| Black/African American:                                  | 0        | 0        | 0        | 0        | 0        | 0        | 0         | 0        |
| Asian:   | 0        | 0        | 0        | 0        | 0        | 0        | 0         | 0        |
| American Indian/Alaskan Native:                          | 0        | 0        | 0        | 0        | 0        | 0        | 0         | 0        |
| Native Hawaiian/Other Pacific Islander:                  | 0        | 0        | 0        | 0        | 0        | 0        | 0         | 0        |
| American Indian/Alaskan Native & White:                  | 0        | 0        | 0        | 0        | 0        | 0        | 0         | 0        |
| Asian White:   | 0        | 0        | 0        | 0        | 0        | 0        | 0         | 0        |
| Black/African American & White:                          | 0        | 0        | 0        | 0        | 0        | 0        | 0         | 0        |
| American Indian/Alaskan Native & Black/African American: | 0        | 0        | 0        | 0        | 0        | 0        | 0         | 0        |
| Other multi-racial:                                      | 0        | 0        | 0        | 0        | 0        | 0        | 0         | 0        |
| Asian/Pacific Islander:                                  | 0        | 0        | 0        | 0        | 0        | 0        | 0         | 0        |
| Hispanic:  | 0        | 0        | 0        | 0        | 0        | 0        | 0         | 0        |
| <b>Total:</b>  | <b>0</b> | <b>0</b> | <b>0</b> | <b>0</b> | <b>0</b> | <b>0</b> | <b>11</b> | <b>4</b> |

Female-headed Households: 0

*Income Category:*

|               | Owner | Renter | Total | Person |
|---------------|-------|--------|-------|--------|
| Extremely Low | 0     | 0      | 0     | 10     |

|                  |   |   |   |        |
|------------------|---|---|---|--------|
| Low Mod          | 0 | 0 | 0 | 1      |
| Moderate         | 0 | 0 | 0 | 0      |
| Non Low Moderate | 0 | 0 | 0 | 0      |
| Total            | 0 | 0 | 0 | 11     |
| Percent Low/Mod  |   |   |   | 100.0% |

**Annual Accomplishments**

| Years | Accomplishment Narrative | # Benefitting |
|-------|--------------------------|---------------|
|-------|--------------------------|---------------|

2011 Health Trust Meals on Wheels delivered meals and provided social welfare contact to 11 homebound elderly and disabled clients. This exceeded the 8 proposed.

PGM Year: 2011

Project: 0013 - ADULT DAY CARE SERVICE - LIVE OAK ADULT DAY CARE

IDIS Activity: 382 - ADULT DAY CARE SERVICE - LIVE OAK

Status: Completed 6/30/2012 12:00:00 AM

Location: 651 W 6th St 7351 Rosanna st. Gilroy, CA 95020-6154

Objective: Create suitable living environments

Outcome: Availability/accessibility

Matrix Code: Senior Services (05A)

National Objective: LMC

Initial Funding Date: 02/28/2012

**Financing**

Funded Amount: 10,000.00

Drawn Thru Program Year: 10,000.00

Drawn In Program Year: 10,000.00

**Description:**

DAY CARE SERVICES FOR FRAIL AND DISABLED SENIORS WHO ARE UNABLE TO PARTICIPATE IN MAINSTREAM ACTIVITIES FOR SENIORS, AND WHO MUST DEPEND ON OTHERS FOR THEIR DAILY NEEDS.

**Proposed Accomplishments**

People (General) : 50

**Actual Accomplishments**

*Number assisted:*

|  | Owner    |          | Renter   |          | Total    |          | Person    |           |
|--|----------|----------|----------|----------|----------|----------|-----------|-----------|
|  | Total    | Hispanic | Total    | Hispanic | Total    | Hispanic | Total     | Hispanic  |
| White:   | 0        | 0        | 0        | 0        | 0        | 0        | 52        | 15        |
| Black/African American:                                  | 0        | 0        | 0        | 0        | 0        | 0        | 2         | 0         |
| Asian:   | 0        | 0        | 0        | 0        | 0        | 0        | 1         | 0         |
| American Indian/Alaskan Native:                          | 0        | 0        | 0        | 0        | 0        | 0        | 0         | 0         |
| Native Hawaiian/Other Pacific Islander:                  | 0        | 0        | 0        | 0        | 0        | 0        | 0         | 0         |
| American Indian/Alaskan Native & White:                  | 0        | 0        | 0        | 0        | 0        | 0        | 0         | 0         |
| Asian White:   | 0        | 0        | 0        | 0        | 0        | 0        | 0         | 0         |
| Black/African American & White:                          | 0        | 0        | 0        | 0        | 0        | 0        | 0         | 0         |
| American Indian/Alaskan Native & Black/African American: | 0        | 0        | 0        | 0        | 0        | 0        | 0         | 0         |
| Other multi-racial:                                      | 0        | 0        | 0        | 0        | 0        | 0        | 0         | 0         |
| Asian/Pacific Islander:                                  | 0        | 0        | 0        | 0        | 0        | 0        | 0         | 0         |
| Hispanic:  | 0        | 0        | 0        | 0        | 0        | 0        | 0         | 0         |
| <b>Total:</b>  | <b>0</b> | <b>0</b> | <b>0</b> | <b>0</b> | <b>0</b> | <b>0</b> | <b>55</b> | <b>15</b> |

Female-headed Households: 0

*Income Category:*

|               | Owner | Renter | Total | Person |
|---------------|-------|--------|-------|--------|
| Extremely Low | 0     | 0      | 0     | 25     |

|                  |   |   |   |        |
|------------------|---|---|---|--------|
| Low Mod          | 0 | 0 | 0 | 6      |
| Moderate         | 0 | 0 | 0 | 24     |
| Non Low Moderate | 0 | 0 | 0 | 0      |
| Total            | 0 | 0 | 0 | 55     |
| Percent Low/Mod  |   |   |   | 100.0% |

**Annual Accomplishments**

| Years | Accomplishment Narrative | # Benefitting |
|-------|--------------------------|---------------|
|-------|--------------------------|---------------|

|      |   |  |
|------|---|--|
| 2011 | Live Oak provided activities for frail and disabled residents who are unable to participate in mainstream activities for seniors. 55 residents benefitted, exceeding the 50 proposed. |  |
|------|---|--|

PGM Year: 2011

Project: 0011 - SCHOOL LINKAGE PROGRAM - CHAMBERLAIN'S MENTAL HEALTH SRVS.

IDIS Activity: 383 - SCHOOL LINKAGE PROGRAM - CHAMBERLAIN'S

Status: Completed 7/24/2012 12:00:00 AM

Objective: Create suitable living environments

Location: 385 loof Ave 7800 Carmel St, 750 W. 10th St. Gilroy, CA 95020-5205

Outcome: Availability/accessibility

Matrix Code: Youth Services (05D)

National Objective: LMC

Initial Funding Date: 07/23/2012

**Description:**

**Financing**

PROVIDE AT RISK CHILDREN WITH CULTURALLY APPROPRIATE INDIVIDUAL COUNSELING & ASSESSMENTS, CASE MANAGEMENT, CRISIS INTER-VENTION AND SUPPORT SERVICES AT MIDDLE AND HIGH SCHOOLS.

Funded Amount: 7,208.00

Drawn Thru Program Year: 7,208.00

Drawn In Program Year: 7,208.00

**Proposed Accomplishments**

People (General) : 80

**Actual Accomplishments**

Number assisted:

|  | Owner    |          | Renter   |          | Total    |          | Person     |            |
|--|----------|----------|----------|----------|----------|----------|------------|------------|
|  | Total    | Hispanic | Total    | Hispanic | Total    | Hispanic | Total      | Hispanic   |
| White:   | 0        | 0        | 0        | 0        | 0        | 0        | 7          | 3          |
| Black/African American:                                  | 0        | 0        | 0        | 0        | 0        | 0        | 2          | 0          |
| Asian:   | 0        | 0        | 0        | 0        | 0        | 0        | 0          | 0          |
| American Indian/Alaskan Native:                          | 0        | 0        | 0        | 0        | 0        | 0        | 0          | 0          |
| Native Hawaiian/Other Pacific Islander:                  | 0        | 0        | 0        | 0        | 0        | 0        | 0          | 0          |
| American Indian/Alaskan Native & White:                  | 0        | 0        | 0        | 0        | 0        | 0        | 0          | 0          |
| Asian White:   | 0        | 0        | 0        | 0        | 0        | 0        | 0          | 0          |
| Black/African American & White:                          | 0        | 0        | 0        | 0        | 0        | 0        | 0          | 0          |
| American Indian/Alaskan Native & Black/African American: | 0        | 0        | 0        | 0        | 0        | 0        | 0          | 0          |
| Other multi-racial:                                      | 0        | 0        | 0        | 0        | 0        | 0        | 111        | 110        |
| Asian/Pacific Islander:                                  | 0        | 0        | 0        | 0        | 0        | 0        | 0          | 0          |
| Hispanic:  | 0        | 0        | 0        | 0        | 0        | 0        | 0          | 0          |
| <b>Total:</b>  | <b>0</b> | <b>0</b> | <b>0</b> | <b>0</b> | <b>0</b> | <b>0</b> | <b>120</b> | <b>113</b> |

Female-headed Households: 0

Income Category:

|       |        |       |        |
|-------|--------|-------|--------|
| Owner | Renter | Total | Person |
|-------|--------|-------|--------|

|                  |   |   |   |       |
|------------------|---|---|---|-------|
| Extremely Low    | 0 | 0 | 0 | 93    |
| Low Mod          | 0 | 0 | 0 | 6     |
| Moderate         | 0 | 0 | 0 | 10    |
| Non Low Moderate | 0 | 0 | 0 | 11    |
| Total            | 0 | 0 | 0 | 120   |
| Percent Low/Mod  |   |   |   | 90.8% |

**Annual Accomplishments**

| <b>Years</b> | <b>Accomplishment Narrative</b>   | <b># Benefitting</b>  |
|--------------|---|-----------------------|
| 2011         | Chamberlain's provided individual and group counseling in schools to children who may have been abused or who experience other difficulties at home or in school. The 120 youth served greatly exceeded the 80 proposed. One incident of note is that Chamberlain's was able to provide grief counseling at South Valley Middle School after one of the students had been murdered. |                       |
|              | <b>Total Funded Amount:</b>   | <b>\$2,734,427.98</b> |
|              | <b>Total Drawn Thru Program Year:</b>   | <b>\$2,503,787.25</b> |
|              | <b>Total Drawn In Program Year:</b>   | <b>\$643,895.36</b>   |



U.S. Department of Housing and Urban Development  
 Office of Community Planning and Development  
 Integrated Disbursement and Information System  
 CDBG-R Activity Summary Report (GPR) for Program Year 2011  
 GILROY

Date: 26-Sep-2012  
 Time: 15:37  
 Page: 1

**PGM Year:** 2011  
**Project:** 0001 - San Ysidro Park Youth Center  
**IDIS Activity:** 369 - San Ysidro Park Youth Center  
**Status:** Completed 6/30/2012 12:00:00 AM  
**Location:** 502 I O O F Ave Gilroy, CA 95020-5208

**Objective:** Create economic opportunities  
**Outcome:** Availability/accessibility  
**Matrix Code:** Youth Centers (03D) **National Objective:** LMC

**Initial Funding Date:** 08/09/2011

**Financing**

Funded Amount: 131,852.00  
 Drawn Thru Program Year: 131,852.00  
 Drawn In Program Year: 131,852.00

**Description:**

Remodel of San Ysidro Park recreation building, including code upgrades, expansion of up to 20% and provision of accessibility improvements in building & grounds in order to restore much needed services to youth in the Neighborhood Revitalization Strategy Area

**Proposed Accomplishments**

Public Facilities : 1

**Actual Accomplishments**

*Number assisted:*

|  | Total    |          | Person     |            |
|--|----------|----------|------------|------------|
|  | Total    | Hispanic | Total      | Hispanic   |
| White:   | 0        | 0        | 36         | 0          |
| Black/African American:                                  | 0        | 0        | 19         | 0          |
| Asian:   | 0        | 0        | 6          | 0          |
| American Indian/Alaskan Native:                          | 0        | 0        | 0          | 0          |
| Native Hawaiian/Other Pacific Islander:                  | 0        | 0        | 2          | 0          |
| American Indian/Alaskan Native & White:                  | 0        | 0        | 0          | 0          |
| Asian White:   | 0        | 0        | 0          | 0          |
| Black/African American & White:                          | 0        | 0        | 2          | 0          |
| American Indian/Alaskan Native & Black/African American: | 0        | 0        | 0          | 0          |
| Other multi-racial:                                      | 0        | 0        | 262        | 262        |
| Asian/Pacific Islander:                                  | 0        | 0        | 0          | 0          |
| Hispanic:  | 0        | 0        | 0          | 0          |
| <b>Total:</b>  | <b>0</b> | <b>0</b> | <b>327</b> | <b>262</b> |

Female-headed Households: 0

*Income Category:*

|                  | Person |
|------------------|--------|
| Extremely Low    | 236    |
| Low Mod          | 35     |
| Moderate         | 44     |
| Non Low Moderate | 12     |

Total 327  
Percent Low/Mod 96.3%

**Annual Accomplishments**

| <b>Years</b> | <b>Accomplishment Narrative</b>   | <b># Benefitting</b> |
|--------------|---|----------------------|
| 2011         | The complete grant of \$131,852 was expended during PY11. Job creation was reported in federalreporting.gov as 0.12 professional architect/engineer |                      |
|              | <b>Total Funded Amount: \$131,852.00</b>  |                      |
|              | <b>Total Drawn Thru Program Year: \$131,852.00</b>  |                      |
|              | <b>Total Drawn In Program Year: \$131,852.00</b>  |                      |

PR03 - GILROY

**EQUAL EMPLOYMENT OPPORTUNITY COMMISSION**  
**STATE AND LOCAL GOVERNMENT INFORMATION (EEO-4)**

APPROVED BY  
 OMB  
 3046-0008

EXPIRES  
 12/31/2005

EXCLUDE SCHOOL SYSTEMS AND EDUCATIONAL INSTITUTIONS  
 (Read attached instructions prior to completing this form)

DO NOT ALTER INFORMATION PRINTED IN THIS BOX

MAIL COMPLETED  
 FORM TO:  
 EEO-4 Reporting Center  
 PO Box 8127  
 Reston VA 20195

**A. TYPE OF GOVERNMENT (Check one box only)**

1. State       2. County       3. City       4. Township       5. Special District  
 6. Other (Specify) \_\_\_\_\_

**B. IDENTIFICATION**

1. NAME OF POLITICAL JURISDICTION (If same as label, skip to Item C)

2. Address--Number and Street

CITY/TOWN

COUNTY

STATE/ZIP

EEOC USE  
 ONLY  
 A  
 B

**C. FUNCTION**

(Check one box to indicate the function(s) for which this form is being submitted. Data should be reported for all departments and agencies in your government covered by the function(s) indicated. If you cannot supply the data for every agency within the function(s) attach a list showing name and address of agencies whose data are not included.)

|   |  |  |
|---|--|--|
| 1. Financial Administration. Tax billing and collection, budgeting, purchasing, central accounting and similar financial administration carried on by a treasurer's, auditor's or comptroller's office and  |  | 8. HEALTH. Provision of public health services, outpatient clinics, visiting nurses, food and sanitary inspections, mental health, alcohol rehabilitation service, etc.                      |
| GENERAL CONTROL. Duties usually performed by boards of supervisors or commissioners, central administration offices and agencies, central personnel or planning agencies, all judicial offices and employees (judges, magistrates, bailiffs, etc.)                |  | 9. HOUSING. Code enforcement, low rent public housing, fair housing ordinance enforcement, housing for elderly, housing rehabilitation, rent control.  |
| 2. STREETS AND HIGHWAYS. Maintenance, repair, construction and administration of streets, alleys, sidewalks, roads, highways and bridges.   |  | 10. COMMUNITY DEVELOPMENT. Planning, zoning, land development, open space, beautification, preservation.   |
| 3. PUBLIC WELFARE. Maintenance of homes and other institutions for the needy; administration of public assistance. (Hospitals and sanatoriums should be reported as item 7.)  |  | 11. CORRECTIONS. Jails, reformatories, detention homes, halfway houses, prisons, parole and probation activities   |
| 4. POLICE PROTECTION. Duties of a police department sheriff's, constable's, coroner's office, etc., including technical and clerical employees engaged in police activities.  |  | 12. UTILITIES AND TRANSPORTATION. Includes water supply, electric power, transit, gas, airports, water transportation and terminals.   |
| 5. FIRE PROTECTION. Duties of the uniformed fire force and clerical employees. (Report any forest fire protection activities as item 6.)  |  | 13. SANITATION AND SEWAGE. Street cleaning, garbage and refuse collection and disposal. Provision, maintenance and operation of sanitary and storm sewer systems and sewage disposal plants. |
| 6. NATURAL RESOURCES. Agriculture, forestry, forest fire protection, irrigation drainage, flood control, etc., and<br>PARKS AND RECREATION. Provision, maintenance and operation of parks, playgrounds, swimming pools, auditoriums, museums, marinas, zoos, etc. |  | 14. EMPLOYMENT SECURITY STATE GOVERNMENTS ONLY   |
| 7. HOSPITALS AND SANATORIUMS. Operation and maintenance of institutions for inpatient medical care.   |  | 15. OTHER (Specify on Page Four)   |

**D. EMPLOYMENT DATA AS OF JUNE 30**

(Do not include elected/appointed officials. Blanks will be counted as zero)

**1. FULL-TIME EMPLOYEES (Temporary employees are not included)**

| JOB CATEGORIES              | ANNUAL SALARY<br>(In thousands 000) | MALE                   |                     |       |          |                           |                                   | FEMALE              |       |          |                           |                                   |
|-----------------------------|-------------------------------------|------------------------|---------------------|-------|----------|---------------------------|-----------------------------------|---------------------|-------|----------|---------------------------|-----------------------------------|
|                             |                                     | TOTAL<br>(COLUMNS B-K) | NON-HISPANIC ORIGIN |       | HISPANIC | ASIAN OR PACIFIC ISLANDER | AMERICAN INDIAN OR ALASKAN NATIVE | NON-HISPANIC ORIGIN |       | HISPANIC | ASIAN OR PACIFIC ISLANDER | AMERICAN INDIAN OR ALASKAN NATIVE |
|                             |                                     |                        | White               | Black |          |                           |                                   | White               | Black |          |                           |                                   |
|                             |                                     | A                      | B                   | C     | D        | E                         | F                                 | G                   | H     | I        | J                         | K                                 |
| OFFICIALS<br>ADMINISTRATORS | 1. \$0.1-15.9                       |                        |                     |       |          |                           |                                   |                     |       |          |                           |                                   |
|                             | 2. 16.0-19.9                        |                        |                     |       |          |                           |                                   |                     |       |          |                           |                                   |
|                             | 3. 20.0-24.9                        |                        |                     |       |          |                           |                                   |                     |       |          |                           |                                   |
|                             | 4. 25.0-32.9                        |                        |                     |       |          |                           |                                   |                     |       |          |                           |                                   |
|                             | 5. 33.0-42.9                        |                        |                     |       |          |                           |                                   |                     |       |          |                           |                                   |
|                             | 6. 43.0-54.9                        |                        |                     |       |          |                           |                                   |                     |       |          |                           |                                   |
|                             | 7. 55.0-69.9                        |                        |                     |       |          |                           |                                   |                     |       |          |                           |                                   |
|                             | 8. 70.0 PLUS                        |                        |                     |       |          |                           |                                   |                     |       |          |                           |                                   |
| PROFESSIONALS               | 9. \$0.1-15.9                       |                        |                     |       |          |                           |                                   |                     |       |          |                           |                                   |
|                             | 10. 16.0-19.9                       |                        |                     |       |          |                           |                                   |                     |       |          |                           |                                   |
|                             | 11. 20.0-24.9                       |                        |                     |       |          |                           |                                   |                     |       |          |                           |                                   |
|                             | 12. 25.0-32.9                       |                        |                     |       |          |                           |                                   |                     |       |          |                           |                                   |
|                             | 13. 33.0-42.9                       |                        |                     |       |          |                           |                                   |                     |       |          |                           |                                   |
|                             | 14. 43.0-54.9                       |                        |                     |       |          |                           |                                   |                     |       |          |                           |                                   |
|                             | 15. 55.0-69.9                       |                        |                     |       |          |                           |                                   |                     |       |          |                           |                                   |
|                             | 16. 70.0 PLUS                       |                        |                     |       |          |                           |                                   |                     |       |          |                           |                                   |
| TECHNICIANS                 | 17. \$0.1-15.9                      |                        |                     |       |          |                           |                                   |                     |       |          |                           |                                   |
|                             | 18. 16.0-19.9                       |                        |                     |       |          |                           |                                   |                     |       |          |                           |                                   |
|                             | 19. 20.0-24.9                       |                        |                     |       |          |                           |                                   |                     |       |          |                           |                                   |
|                             | 20. 25.0-32.9                       |                        |                     |       |          |                           |                                   |                     |       |          |                           |                                   |
|                             | 21. 33.0-42.9                       |                        |                     |       |          |                           |                                   |                     |       |          |                           |                                   |
|                             | 22. 43.0-54.9                       |                        |                     |       |          |                           |                                   |                     |       |          |                           |                                   |
|                             | 23. 55.0-69.9                       |                        |                     |       |          |                           |                                   |                     |       |          |                           |                                   |
|                             | 24. 70.0 PLUS                       |                        |                     |       |          |                           |                                   |                     |       |          |                           |                                   |
| PROTECTIVE SERVICE          | 25. \$0.1-15.9                      |                        |                     |       |          |                           |                                   |                     |       |          |                           |                                   |
|                             | 26. 16.0-19.9                       |                        |                     |       |          |                           |                                   |                     |       |          |                           |                                   |
|                             | 27. 20.0-24.9                       |                        |                     |       |          |                           |                                   |                     |       |          |                           |                                   |
|                             | 28. 25.0-32.9                       |                        |                     |       |          |                           |                                   |                     |       |          |                           |                                   |
|                             | 29. 33.0-42.9                       |                        |                     |       |          |                           |                                   |                     |       |          |                           |                                   |
|                             | 30. 43.0-54.9                       |                        |                     |       |          |                           |                                   |                     |       |          |                           |                                   |
|                             | 31. 55.0-69.9                       |                        |                     |       |          |                           |                                   |                     |       |          |                           |                                   |
|                             | 32. 70.0 PLUS                       |                        |                     |       |          |                           |                                   |                     |       |          |                           |                                   |
| PARA-PROFESSIONALS          | 33. \$0.1-15.9                      |                        |                     |       |          |                           |                                   |                     |       |          |                           |                                   |
|                             | 34. 16.0-19.9                       |                        |                     |       |          |                           |                                   |                     |       |          |                           |                                   |
|                             | 35. 20.0-24.9                       |                        |                     |       |          |                           |                                   |                     |       |          |                           |                                   |
|                             | 36. 25.0-32.9                       |                        |                     |       |          |                           |                                   |                     |       |          |                           |                                   |
|                             | 37. 33.0-42.9                       |                        |                     |       |          |                           |                                   |                     |       |          |                           |                                   |
|                             | 38. 43.0-54.9                       |                        |                     |       |          |                           |                                   |                     |       |          |                           |                                   |
|                             | 39. 55.0-69.9                       |                        |                     |       |          |                           |                                   |                     |       |          |                           |                                   |
|                             | 40. 70.0 PLUS                       |                        |                     |       |          |                           |                                   |                     |       |          |                           |                                   |
| ADMINISTRATIVE SUPPORT      | 41. \$0.1-15.9                      |                        |                     |       |          |                           |                                   |                     |       |          |                           |                                   |
|                             | 42. 16.0-19.9                       |                        |                     |       |          |                           |                                   |                     |       |          |                           |                                   |
|                             | 43. 20.0-24.9                       |                        |                     |       |          |                           |                                   |                     |       |          |                           |                                   |
|                             | 44. 25.0-32.9                       |                        |                     |       |          |                           |                                   |                     |       |          |                           |                                   |
|                             | 45. 33.0-42.9                       |                        |                     |       |          |                           |                                   |                     |       |          |                           |                                   |
|                             | 46. 43.0-54.9                       |                        |                     |       |          |                           |                                   |                     |       |          |                           |                                   |
|                             | 47. 55.0-69.9                       |                        |                     |       |          |                           |                                   |                     |       |          |                           |                                   |
|                             | 48. 70.0 PLUS                       |                        |                     |       |          |                           |                                   |                     |       |          |                           |                                   |

**D. EMPLOYMENT DATA AS OF JUNE 30 (Cont.)**

(Do not include elected/appointed officials. Blanks will be counted as zero)

**1. FULL-TIME EMPLOYEES (Temporary employees are not included)**

| JOB CATEGORIES                     | ANNUAL SALARY (in thousands 000) | MALE                |                     |       |          |                           |                                   | FEMALE              |       |          |                           |                                   |
|------------------------------------|----------------------------------|---------------------|---------------------|-------|----------|---------------------------|-----------------------------------|---------------------|-------|----------|---------------------------|-----------------------------------|
|                                    |                                  | TOTAL (COLUMNS B-K) | NON-HISPANIC ORIGIN |       | HISPANIC | ASIAN OR PACIFIC ISLANDER | AMERICAN INDIAN OR ALASKAN NATIVE | NON-HISPANIC ORIGIN |       | HISPANIC | ASIAN OR PACIFIC ISLANDER | AMERICAN INDIAN OR ALASKAN NATIVE |
|                                    |                                  |                     | White               | Black |          |                           |                                   | White               | Black |          |                           |                                   |
| A                                  | B                                | C                   | D                   | E     | F        | G                         | H                                 | I                   | J     | K        |                           |                                   |
| SKILLED CRAFT                      | 49. \$0.1-15.9                   |                     |                     |       |          |                           |                                   |                     |       |          |                           |                                   |
|                                    | 50. 16.0-19.9                    |                     |                     |       |          |                           |                                   |                     |       |          |                           |                                   |
|                                    | 51. 20.0-24.9                    |                     |                     |       |          |                           |                                   |                     |       |          |                           |                                   |
|                                    | 52. 25.0-32.9                    |                     |                     |       |          |                           |                                   |                     |       |          |                           |                                   |
|                                    | 53. 33.0-42.9                    |                     |                     |       |          |                           |                                   |                     |       |          |                           |                                   |
|                                    | 54. 43.0-54.9                    |                     |                     |       |          |                           |                                   |                     |       |          |                           |                                   |
|                                    | 55. 55.0-69.9                    |                     |                     |       |          |                           |                                   |                     |       |          |                           |                                   |
|                                    | 56. 70.0 PLUS                    |                     |                     |       |          |                           |                                   |                     |       |          |                           |                                   |
| SERVICE MAINTENANCE                | 57. \$0.1-15.9                   |                     |                     |       |          |                           |                                   |                     |       |          |                           |                                   |
|                                    | 58. 16.0-19.9                    |                     |                     |       |          |                           |                                   |                     |       |          |                           |                                   |
|                                    | 59. 20.0-24.9                    |                     |                     |       |          |                           |                                   |                     |       |          |                           |                                   |
|                                    | 60. 25.0-32.9                    |                     |                     |       |          |                           |                                   |                     |       |          |                           |                                   |
|                                    | 61. 33.0-42.9                    |                     |                     |       |          |                           |                                   |                     |       |          |                           |                                   |
|                                    | 62. 43.0-54.9                    |                     |                     |       |          |                           |                                   |                     |       |          |                           |                                   |
|                                    | 63. 55.0-69.9                    |                     |                     |       |          |                           |                                   |                     |       |          |                           |                                   |
|                                    | 64. 70.0 PLUS                    |                     |                     |       |          |                           |                                   |                     |       |          |                           |                                   |
| 65. TOTAL FULL TIME (LINES 1 - 64) |                                  |                     |                     |       |          |                           |                                   |                     |       |          |                           |                                   |

**2. OTHER THAN FULL-TIME EMPLOYEES (Including temporary employees)**

|  |  |  |  |  |  |  |  |  |  |  |  |  |
|--|--|--|--|--|--|--|--|--|--|--|--|--|
| 66. OFFICIALS/ADMIN                            |  |  |  |  |  |  |  |  |  |  |  |  |
| 67. PROFESSIONALS                              |  |  |  |  |  |  |  |  |  |  |  |  |
| 68. TECHNICIANS                                |  |  |  |  |  |  |  |  |  |  |  |  |
| 69. PROTECTIVE SERVICE                         |  |  |  |  |  |  |  |  |  |  |  |  |
| 70. PARA-PROFESSIONAL                          |  |  |  |  |  |  |  |  |  |  |  |  |
| 71. ADMIN. SUPPORT                             |  |  |  |  |  |  |  |  |  |  |  |  |
| 72. SKILLED CRAFT                              |  |  |  |  |  |  |  |  |  |  |  |  |
| 73. SERVICE/MAINTENANCE                        |  |  |  |  |  |  |  |  |  |  |  |  |
| 74. TOTAL OTHER THAN FULL TIME (LINES 66 - 73) |  |  |  |  |  |  |  |  |  |  |  |  |

**3. NEW HIRES DURING FISCAL YEAR - Permanent full time only JULY 1 - JUNE 30**

|                                     |  |  |  |  |  |  |  |  |  |  |  |  |
|-------------------------------------|--|--|--|--|--|--|--|--|--|--|--|--|
| 75. OFFICIALS/ADMIN                 |  |  |  |  |  |  |  |  |  |  |  |  |
| 76. PROFESSIONALS                   |  |  |  |  |  |  |  |  |  |  |  |  |
| 77. TECHNICIANS                     |  |  |  |  |  |  |  |  |  |  |  |  |
| 78. PROTECTIVE SERVICE              |  |  |  |  |  |  |  |  |  |  |  |  |
| 79. PARA-PROFESSIONAL               |  |  |  |  |  |  |  |  |  |  |  |  |
| 80. ADMIN. SUPPORT                  |  |  |  |  |  |  |  |  |  |  |  |  |
| 81. SKILLED CRAFT                   |  |  |  |  |  |  |  |  |  |  |  |  |
| 82. SERVICE/MAINTENANCE             |  |  |  |  |  |  |  |  |  |  |  |  |
| 83. TOTAL NEW HIRES (LINES 75 - 82) |  |  |  |  |  |  |  |  |  |  |  |  |

REMARKS (List National Crime Information Center (NCIC) number assigned to any Criminal Justice Agencies whose data are included in this report)

\*\*\*LIST AGENCIES INCLUDED ON THIS FORM\*\*\*

CERTIFICATION. I certify that the information given in this report is correct and true to the best of my knowledge and was reported in accordance with accompanying instructions. (Willfully false statements on this report are punishable by law, US Code, Title 18, Section 1001.)

|  |   |  |  |
|--|---|--|--|
| NAME OF PERSON TO CONTACT REGARDING THIS FORM      |   | TITLE  |  |
| ADDRESS (Number and Street, City, State, Zip Code) |   | TELEPHONE NUMBER<br>extension:<br>FAX NUMBER |  |
| DATE   | TYPED NAME/TITLE OF AUTHORIZED OFFICIAL | SIGNATURE                                    |  |
| E-MAIL   |   |  |  |

LEGAL AD IN GILROY DISPATCH.  
POSTED AT CITY HALL & LIBRARY

## PUBLIC NOTICE

### AVAILABILITY OF THE DRAFT CONSOLIDATED ANNUAL PERFORMANCE AND EVALUATION REPORT (CAPER)



In compliance with Community Development Block Grant regulations, the **City of Gilroy** provides the public an opportunity to review and comment on the Draft Consolidated Annual Performance and Evaluation Report (CAPER) for Program Year 2011 in advance of its submittal to the Department of Housing and Urban Development (HUD). These reports include project activities, use of funds and statistical information concerning direct benefit to recipients.


The **City of Gilroy** will make these draft reports available for public review from **September 7, 2012 through September 24, 2012** at the Housing and Community Development (HCD) Program Office located at **7351 Rosanna Street, Gilroy, CA** from 8:00 a.m. through 5:00 p.m., Monday through Friday. The draft report may also be viewed at [www.cityofgilroy.org](http://www.cityofgilroy.org), the City of Gilroy's website, and at the **Gilroy Library at 350 West Sixth Street**. Citizen comments may be sent to the HCD office at the above address or emailed to [marilyn.roaf@cityofgilroy.org](mailto:marilyn.roaf@cityofgilroy.org) no later than **September 24, 2012** for inclusion in the CAPER.

Persons with disabilities who require auxiliary aids or services or to access this information may contact: Marilyn Roaf, HCD Coordinator, City of Gilroy, (408) 846-0241. The hearing impaired can reach HCD through the California Relay System at 711 or (800)735-2929.


**PUBLISH: September 7, 2012**

## NOTA PÚBLICA

# DISPONIBILIDAD DE LA VERSIÓN PRELIMINAR DEL REPORTE CONSOLIDADO ANUAL DE DESEMPEÑO Y EVALUACIÓN (CAPER)



En conformidad con regulaciones del Programa de Subsidios Globales para el Desarrollo Comunitario, la **Ciudad de Gilroy** proporciona al público una oportunidad de revisar y comentar sobre la versión preliminar del Reporte Consolidado Anual de Desempeño y Evaluación (CAPER) del año de programa 2011 en avance de su sumisión al Departamento de Vivienda y Desarrollo Urbano de EE.UU. (HUD). Estos reportes incluyen actividades de proyectos, el uso de fondos e información estadística con respecto a beneficios directos a recipientes.




La **Ciudad de Gilroy** hará éstos reportes preliminares disponibles para revisión pública desde el **7 de septiembre hasta el 24 de septiembre, 2012**, en la oficina del programa de Desarrollo de Vivienda y Comunidad (HCD) localizada en **7351 Rosanna Street, Gilroy, CA** de 8:00 a.m. hasta 5:00 p.m., de lunes a viernes. El reporte preliminar también se puede ver en [www.cityofgilroy.org](http://www.cityofgilroy.org), el sitio de Internet de la Ciudad de Gilroy y en la **Biblioteca de Gilroy 350 West Sixth Street**. Todos comentarios pueden ser enviados a la oficina de HCD a la dirección arriba o enviados por correo electrónico a [marilyn.roaf@cityofgilroy.org](mailto:marilyn.roaf@cityofgilroy.org) no más tarde que el **24 de septiembre de 2012** para ser incluidos en el CAPER.

Las personas con incapacidades que requieren ayuda o servicios auxiliares o para conseguir acceso a esta información pueden llamar a: Sandra Nava, oficina de HCD, Ciudad de Gilroy, (408) 846-0290. Personas con problemas auditivos pueden alcanzar HCD por el Sistema de Transmisión de California (California Relay System) al 711 o (800) 735-2929.

Publique: 7 de septiembre, 2012

**PUBLIC NOTICE**

**AVAILABILITY OF THE  
DRAFT CONSOLIDATED ANNUAL PERFORMANCE  
AND EVALUATION REPORT (CAPER)**




In compliance with Community Development Block Grant regulations, the **City of Gilroy** provides the public an opportunity to review and comment on the Draft Consolidated Annual Performance and Evaluation Report (CAPER) for Program Year 2011 in advance of its submittal to the Department of Housing and Urban Development (HUD).

These reports include project activities, use of funds and statistical information concerning direct benefit to recipients.



**CDBG: Moving Communities Forward**  
National Community Development Association

The **City of Gilroy** will make these draft reports available for public review from **September 7, 2012 through September 24, 2012** at the Housing and Community Development (HCD) Program Office located at **7351 Rosanna Street, Gilroy, CA** from 8:00 a.m. through 5:00 p.m., Monday through Friday.




The draft report may also be viewed at [www.cityofgilroy.org](http://www.cityofgilroy.org) , the City of Gilroy's website. Citizen comments may be sent to the HCD office at the above address or emailed to [marilyn.roaf@cityofgilroy.org](mailto:marilyn.roaf@cityofgilroy.org) no later than **September 24, 2012** for inclusion in the CAPER.

Persons with disabilities who require auxiliary aids or services or to access this information may contact: Marilyn Roaf, HCD Coordinator, City of Gilroy, (408) 846-0241. The hearing impaired can reach HCD through the California Relay System at 711 or (800)735-2929.


## NOTA PÚBLICA

### DISPONIBILIDAD DE LA VERSIÓN PRELIMINAR DEL REPORTE CONSOLIDADO ANUAL DE DESEMPEÑO Y EVALUACIÓN (CAPER)



En conformidad con regulaciones del Programa de Subsidios Globales para el Desarrollo Comunitario, la **Ciudad de Gilroy** proporciona al público una oportunidad de revisar y comentar sobre la versión preliminar del Reporte Consolidado Anual de Desempeño y Evaluación (CAPER) del año de programa 2011 en avance de su sumisión al Departamento de Vivienda y Desarrollo Urbano de EE.UU. (HUD). Estos reportes incluyen actividades de proyectos, el uso de

fondos e información estadística con respecto a beneficios directos a recipientes.



La Ciudad de Gilroy hará éstos reportes preliminares disponibles para revisión pública desde el **7 de septiembre hasta el 24 de septiembre, 2012**, en la oficina del programa de Desarrollo de Vivienda y Comunidad (HCD) localizada en **7351 Rosanna Street, Gilroy, CA** de 8:00 a.m. hasta 5:00 p.m., de lunes a viernes. El reporte preliminar también se puede ver en [www.cityofgilroy.org](http://www.cityofgilroy.org), el sitio de Internet de la Ciudad de Gilroy. Todos comentarios pueden ser enviados a la oficina de HCD a la dirección arriba o enviados por correo electrónico a [marilyn.roaf@cityofgilroy.org](mailto:marilyn.roaf@cityofgilroy.org) no más tarde que el **24 de septiembre de 2012** para ser incluidos en el CAPER.

Las personas con incapacidades que requieren ayuda o servicios auxiliares o para conseguir acceso a esta información pueden llamar a: Sandra Nava, oficina de HCD, Ciudad de Gilroy, (408) 846-0290. Personas con problemas auditivos pueden alcanzar HCD por el Sistema de Transmisión de California (California Relay System) al 711 o (800) 735-2929.

Publique: 7 de septiembre, 2012



### Application for Boards, Commissions, Committees

### **The next Coffee with the Mayor is September 22nd**

The next coffee is at 9:30 a.m. in the Council Chambers. There are currently many ways in which citizens can engage the Mayor in discussion, but Coffee with the Mayor venues provide an additional, informal setting in which the Mayor can answer questions and otherwise engage in specific or broad discussions on city issues with Gilroy residents. For more information call 408-846-0491.

### Updated 2012 Schedule

### **Annual HUD report available for public review**

In compliance with Community Development Block Grant regulations, the City of Gilroy is providing the public an opportunity to review and comment on the Draft Consolidated Annual Performance and Evaluation Report (CAPER) for Program Year 2011 in advance of its submittal to the Department of Housing and Urban Development (HUD). The comment period is open through September 24, 2012.

### Draft Consolidated Annual Performance Report

### Public Notice Report Availability

### **Final Santa Clara Valley Habitat Plan Available for Review**

The Final Habitat Plan reflects substantial changes that the six Local Partners (Cities of Gilroy, Morgan Hill and San Jose, County of Santa Clara, Santa Clara Valley Transportation Authority, and Santa Clara Valley Water District) authorized as part of their review of the December 2010 public review Draft Habitat Plan and Draft Environmental Impact Report/Environmental Impact Statement (EIR/EIS). Each Local Partner will be asked to approve the EIR/EIS and adopt the Final Habitat Plan. A number of related actions will also be recommended. Two Wildlife Agencies, the California Department of Fish and Game and the U.S. Fish and Wildlife Service, have been part of developing the Plan and strongly support approval by the Local Partners. The Gilroy City Council will hold a Study Session on the Final Habitat Plan on Monday, September 17, 2012, at 6:00 p.m. The City Council is scheduled to take action on the Final Habitat Plan at its regular meeting on Monday, October 15, 2012.

### **The Great Garlic 5K October 27th**

Walkers, runners, riders celebrate a healthy lifestyle. Costumes encouraged. Saturday, October 27th at 9:00 a.m. at the Sports park. Sign up early and get a \$5 discount. Call 408-846-0460 for information.

### Information Flyer

### **Rail Safety Awareness**

There are 12 signalized railroad crossings in the City limits of Gilroy, utilized by Amtrak, Caltrain and Union Pacific. September is Rail Safety month in California. Please familiarize yourself with safety guidelines available here: Rail Safety Information

## Marilyn Roaf


---

**From:** Marilyn Roaf  
**Sent:** Wednesday, September 19, 2012 4:18 PM  
**To:** 'southcountycollaborative@ctagroup.org'; (JNiklaus@ehclifebuilders.org); andy@scounty.com; Bill Faus ; Bill Habing (onjrny@gmail.com); Carol Combs (ccombs@gfhn.org); Christina Garcia; Cornelius Solomon (hoppeople@yahoo.com); Council Member Cat Tucker; David Cox; David Newman (hd65flh@att.net); Deal, Louise; Denise Turner; denisebunbrown@gmail.com; 'Diana Dufur (dianadufur@yahoo.com)'; Dick Dryden; Elizabeth Lai (libby@garlic.com); Erickson, Katherine; Erma Charles; Hector Lopez (hector.lopez@gusd.k12.ca.us); Hilary Barroga; Hipolito Olmos; Jan Bernstein-Chargin; 'Janet Leader'; Jason Kadluboski; 'Jim Currier (jcurrier@flowstar.com)'; John Hershey (john@anewfoundation.org); Kristi Abrams; Krystal Bearden (kbearden@gfhn.org); Le, Ky; Lili Armenta (lilia@stjosephsgilroy.org); Lorena Tariba; Marty Estrada; Marysue DiTullio; Melissa Scherck (melissa@a1care.com); 'Mike Beasley (MikeBeasley@charter.net)'; nmartinez@shfb.org; Pat Dwyer; phernandez@shfb.org; Rachael Perez/Gavilan College; Rachel Munoz; Rachel Sanchez-Parodi; Robert Basuino; Robert Viquez; Robert.Dolci@hhs.co.santa-clara.ca.us; Roberta Gundersen; Salazar, Sergio; Sandra Nava; Shawn Weymouth; Stuart Jaquez; Timothy Pieracci; Tupou Syddell (tupou@a1care.com); Vega, Adriana; Walter Ricketts; wwhmike@gmail.com  
**Cc:** Cindie Taylor; Gloria Charlotte Medina (the.things.i.said@hotmail.com); Leslie LaCour; Marilyn Roaf; Rebeca Armendariz; Suzanne Tobin; Tracey Fry DeBell (tracey95020@yahoo.com); Yogesh (Yogi) Vashee (vashee@gmail.com); David Bischoff; David Marano (sj.marano@yahoo.com); Fred Tovar (ftovar@stanford.edu); fred.tovar@gusd.k12.ca.us; Kim Toves (kimtoves@msn.com); Russell Sosa (sosar@verizon.net); Sanford, Elizabeth  
**Subject:** Gilroy's annual report on HUD funding available for comments

You may view the report on the City website (see link in the announcement).  
Please excuse multiple notices as you may be in more than one of my email groups.

### PUBLIC NOTICE

### AVAILABILITY OF THE DRAFT CONSOLIDATED ANNUAL PERFORMANCE AND EVALUATION REPORT (CAPER)



In compliance with Community Development Block Grant regulations, the **City of Gilroy** provides the public an opportunity to review and comment on the Draft Consolidated Annual Performance and Evaluation Report (CAPER) for Program Year 2011 in advance of its submittal to the Department of Housing and Urban Development

(HUD). These reports include project activities, use of funds and statistical information concerning direct benefit to recipients.

The **City of Gilroy** will make these draft reports available for public review from **September 7, 2012 through September 24, 2012** at the Housing and Community Development (HCD) Program Office located at **7351 Rosanna Street, Gilroy, CA** from 8:00 a.m. through 5:00 p.m., Monday through Friday. The draft report may also be viewed at [www.cityofgilroy.org](http://www.cityofgilroy.org), the City of Gilroy's website, and at the **Gilroy Library at 350 West Sixth Street**. Citizen comments may be sent to the HCD office at the above address or emailed to [marilyn.roaf@cityofgilroy.org](mailto:marilyn.roaf@cityofgilroy.org) no later than **September 24, 2012** for inclusion in the CAPER.

Persons with disabilities who require auxiliary aids or services or to access this information may contact: Marilyn Roaf, HCD Coordinator, City of Gilroy, (408) 846-0241. The hearing impaired can reach HCD through the California Relay System at 711 or (800)735-2929.

Marilyn Roaf  
HCD Coordinator  
City of Gilroy  
Phone (408)846-0241  
Fax (408)846-0429